



Prof. Torello Lotti

M.D, F.R.C.P (Edinburgh)

Academic Address: University of Rome “G. Marconi”

Via Vittoria Colonna, 11

00193, Rome – Italy

Tel: +39 06 37725885

Fax: +39 06 37725647

Working Address: Istituto di Scienze Dermatologiche e Rigenerative

Via Alfonso la Marmora, 29

50121, Florence – Italy

Tel: +39 055 3860863

Mobile: +39 328 6214588

E-mail: professor@torellolotti.it

Web Site: www.torellolotti.com

Nationality: Italian

Birth place: Pieve a Nievole (PT)

Birth date: 23rd of April 1953

Fiscal Code: LTTTLL53D23G636M

Reg. Doc. ' Rank: 1978, Pistoia, PT784

Mother tongue: Italian

Other languages: English (reading: excellent; writing: excellent; speaking: excellent)

Organization skills: Excellent

Technical skills: Sectors of clinical and experimental interest:

The main fields of his scientific research are focused on the study of neuropeptides and cytokines in numerous skin diseases, of plasminogen activators in autoimmune dermatoses, clinical aspects and treatment of psoriasis vulgaris with particular attention to new therapies with biological agents. Of particular relevance, his research and clinical experience on prevention and therapy in Dermatological Oncology, Vitiligo and Pigmentation Disorders, Psiconeuroendocrinoimmunology (PNEI), Covid-19, Clinical and Experimental Oncology, autoimmune and chronic inflammatory skin disorders.

Hobbies: playing golf and sailing

Other Infos: Memberships:

Ordinary member of the main ones World-wide Scientific Societies (I.S.D, I.A.C.D, S.I.D.E.M.A.S.T, E.S.D.R, S.I.D, E.A.D.V, E.D.F) and honorary member of numerous national and international Scientific Societies in the field of Dermatology

Member of the American Academy of Dermatology (A.A.D.) for 25 years

Honorary Lifetime Member of the American Dermatology Association (A.D.A). FRCP, Royal College of Physicians of Endinburgh (2020)

University Medal, Prague, Czech Republic (2002) President, Rotary Club (2000-2001)

Gold medal, Ministry of Health, Brazil (1995)

Honorary Member of 12 National Societies

Scientific Reviewer of 10 journals including British Journal of Dermatology, Journal of Investigative Dermatology, Journal of the American Academy of Dermatology.

EDUCATION AND TRAINING

Degree cum Laude in Medicine and Surgery,
University of Florence (1978)

Specialization cum Laude in Dermatology and Venereology,
University of Florence (1981)

Master in Dermatology, Institute of Dermatology, London,
United Kingdom (1983-1984)

WORKING EXPERIENCE

Nowadays

Pro Rector University of Rome (from 2023)

Rome, Italy

Academician of the Italian Republic (from 2022)

Full Professor & Chair of Dermatology and Venereology

University of Rome “G. Marconi”

Rome, Italy (from 2011)

E-mail: t.lotti@unimarconi.it

Web site: www.unimarconi.it

Full Professor of Dermatology and Venereology

in agreement with University of Parma,

Faculty of Medicine and Surgery

Parma, Italy (from 2019)

See attachment 1

Web site: www.unipr.it

Full Professor & Chair of Dermatology and Venereology

First Moscow State Medical University

Moscow, Russia (from 2019)

See attachment 2

Web site: www.fmsmu.com

President, World Health Academy of Dermatology

(W.H.A), USA (from 2012)

Web site: www.worldhealth.academy

Director, Centro Studi per la Ricerca Multidisciplinare Rigenerativa

(C.S.R.M.R.), University of Rome “G. Marconi”,

Rome – Italy (2015-2019)

Web site: www.csrmmr.unimarconi.it

President of the Executive Scientific Committee

Vitiligo Research Foundation, New York, NY, U.S.A (from 2011)

Web site: www.vrfoundation.org

Fellow, Royal College of Physicians,

London (UK) 2020

Lecturer

Past Work Experience

Assistant in Dermatology University Hospital of Florence,

Florence, Italy (1983-1991)

Associate Professor MED 35 of Dermatology and Venereology,

University of Siena, Siena, Italy (1991-2001)

Director, U.O Dermatologia Allergologica Professionale e Ambientale,

University of Florence, Florence (2001-2003)

Professor, Istituto di Clinica Dermosifilopatica

University of Florence, Florence, Italy(2001-2010)

Full Professor and Chairman, Clinica Dermosifilopatica,

University of Florence, School of Medicine, Florence, Italy (2004-2010)

Director, U.O complessa di Fisioterapia Dermatologica e Radioterapia Oncologica,
Istituto di Clinica Dermosifilopatica, Florence, Italy (2004-2010)

Full Professor and Chairman, Seconda Clinica Dermatologia,
Dermatologic Sciences Department, University of Florence,
School of Medicine, Florence, Italy (2005-2010)

Supervisor, Sezione di Dermatologia Clinica Preventiva e Oncologica,
Dipartimento di Area Critica Medico Chirurgica, University of Florence,
School of Medicine, Florence, Italy (2005-2010)

Director, Scuola di Specializzazione di Dermatologia e Venereologia
University of Florence, Florence, Italy (2006-2010)

Director, Centro Interuniversitario di Dermatologia Biologica e Psicosomatica,
University of Florence, Milan and Siena
Florence, Italy (2006-2010)

Visiting Professor of

Tufts University, Boston, U.S.A.

Web site: www.tufts.edu

Hanoi Medical University, Hanoi, Vietnam.

Web site: www.en.hmu.edu.vn

Charles University, Prague, Czech Republic.

Web site: www.cuni.cz

Tulane University, New Orleans, Florida, U.S.A.

Web site: www.tulane.edu

Wake Forest University- Bowman Gray Center for Medical Education, North
Carolina, U.S.A.

Web site: www.school.wakehealth.edu

China Medical University of Shenyang, Liaoning, China.

Web site: www.cmu.edu.cn

Thomas Jefferson University, Philadelphia, Pennsylvania, U.S.A.

Web site: www.jefferson.edu

New York Academy of Sciences, New York, New York, U.S.A.

Web site: www.nyas.org

International Positions

President, European Society of Aesthetic and Cosmetic Dermatology (E.S.C.A.D),
(2003- 2004)

Coordinator, V Corso di Aggiornamento “Dermatologia Estetica” (SIDeMaST),
(2005)

President, 84° National Congress SIDeMaST (2009)

President, International Society of Dermatology (I.S.D.), (2009-2011)

President, Italian Society of Dermatology (SIDeMaST), (2009-2011)

President, World Health Academy of Dermatology (W.H.A), (from 2011)

Cofounder, “Vitiligo Research Foundation”, New York, N.Y, U.S.A (from 2011)

Honorary Professor of Dermatology and Venereology, China Medical University,
Shenyang, Liaoning, China (from 2011)

Full Professor & Chair of Dermatology and Venereology First Moscow State
Medical University Moscow, Russia (from 2019)

Fellow, Royal College of Physicians London and Edinburgh, lecturer 2020

Congresses, Courses and Seminary

I participated as co-organizer, co-president, president of the scientific committee, member of the scientific committee, key note speaker and president in about 3000 congresses, courses and seminary (national and international between 1979 and 2022).

Among the most prestigious ones:

President – Congress of the European Academy of Dermatology and Venereology (EADV), Firenze, Italy, 2004

President – Congress of the Italian Society of Dermatology and Venereology (SIDeMaST), Firenze, Italy, 2009

President of the Scientific Executive Committee and key note speaker of the Masterclass and World Vitiligo Day 2011-2022, in collaboration with the ECOSOC committee of the United Nations.

Institutional Activities

Editor in Chief, Journal of Applied Cosmetology, World Health Academy Publishing House (from 2020)

Full Professor & Chair of Dermatology and Venereology, First Medical University of Moscow, Moscow, Russia (2019-2023)

Professor Honoris Causa, M.I.T University, Skopje, Macedonia (from 2015)

Editor in Chief, Journal of Pigmentary Disorders (from 2014 - 2017)

Professor of Dermatology, Honoris Causa, China Medical University (from 2011)

Professor of Dermatology, First China Medical University, Shenyang, China (from 2011)

President Elected, Winter Academy of Dermatology (2011)

Editor in Chief, Giornale Italiano di Dermatologia e Venereologia (2009-2011)

President, International Society of Dermatology (I.S.D.), (2009-2011)

President, Italian Society of Dermatology (SIDeMaST), (2009-2011)

Editor in Chief, Dermatologic Therapy, Wiley-Blackwell, (2018-2021)

Editor in Chief, Psoriasi, Folini Editore, (2006-2009)

President, 13th Congress - European Academy of Dermatology and Venereology, (E.A.D.V) (2004)

President, European Society of Cosmetic and Aesthetic Dermatology (2003-2004)

Chairman annual, Congress Forum of American Academy of Dermatology (1999-2006)

President, Italian Society of Tissues Repair, (1996-1998)

Editor in Chief of the Journal, European Academy of Dermatology and Venereology (1992-2002)

2021 SPECIAL EVENT:

Cytokines and Growth Factors in Dermatology – What’s New?

Saturday 13th November 2021

The Royal College of Physicians, London Internationally Renowned

Lecturers: Prof. Torello Lotti

Clinical and Specialist Care Giver Activities

1984-1991 Head Dermatologist at the Clinica Dermatologica, University of Florence, Dermatological Recovery I Section. Clinical and specialist care giver activities related to outpatient activities and to the instructor function for residents in Dermatology and Venereology

1992-2001 Clinical and specialist care giver activities (level II) for vascularizing diseases of the skin, based on the agreement between the University of Siena and the University of Florence

2001-2010 Apical clinical and specialist care giver activities as Director of the U.O.A of Dermatology and Allergology, professional and environmental (University of Florence); later Istituto Fotoradioterapico (University of Florence) and then

Clinica Dermatologica II

2010-2022 Clinical and specialist care giver activities, also as telemedicine, at national and international structures in collaboration with the Vitiligo Research Foundation (NY, NY) and the World Health Academy of Dermatology

Teaching Experience

1984-1992 Expert instructor for residents in Clinica Dermosifilopatica (University of Florence)

Coordinator of the educational activities for the production of graduation thesis and specialization thesis in Clinica Dermosifilopatica (University of Florence)

Ongoing assistant for the teaching of the Clinica Dermosifilopatica for the degree in Medicine and Surgery and for the specialization school in Clinica Dermosifilopatica (University of Florence)

Adjunct Professor in Clinica Dermosifilopatica at the specialization school in internal medicine, University of Florence (Dir. Prof. G.G. Neri Serneri)

1984-1991 Participant as an expert and head doctor (Level I) in examination boards of Clinica Dermatologica I, Co-supervisor of graduation thesis in Clinica Dermosifilopatica I and of specialization thesis in Clinica Dermosifilopatica I (university of Florence)

Participant and coordinator of the weekly seminary in Psychosomatic Dermatology (BALINT Group)

1991-2000 Associate Professor in Clinica Dermosifilopatica and Holder of the teaching of the Clinica Dermosifilopatica in the graduation course in Clinica Odontostomatologica at the University of Siena. Continuous participation in examination boards, seminary activities, supervision on graduation thesis at the University of Siena

2001-2010 Associate Professor and then Full Professor (2004) of Clinica Dermatologica, University of Florence. Holder of the teaching in Clinica Dermosifilopatica. Participant/President in examination boards of the graduation

course in Medicine and Surgery and of the specialization school in Medicine and Surgery

2006-2010 Director of the specialization school (teacher and coordinator) in Dermatology and Venereology, University of Florence

President of the Centro Interuniversitario di Dermatologia Biologica e Psicosomatica (CIDEBIP) of the Universities of Florence, Milano and Siena. Ongoing organizer of research, educational and seminary activities of the CIDEBIP

Director of the Master level II in “Dermatologia Cosmetologica Medica e Chirurgica” and in “Processi di riparazione delle ferite” at the University of Florence

2010-2022 Full Professor of Dermatology at the online University G. Marconi, Rome. Holder of the course “Dermatologia Psico-Somatica”, ongoing teacher (both online and in person) of Dermatologia Psico-Neuro-Endocrino-Immunologica. Ongoing participant in examination boards and thesis supervisor

President of the “Centro Studi per la Ricerca Multidisciplinare Rigenerativa”, University of Rome G. Marconi, with educational, seminary and research activities

Master (level I and II) Director and high specialization courses Director:
President of the executive committee of:

Master (Level II) “Dermatologia per il Pediatra”

Master (Level II) “Dermatologia Estetica e Cosmetologica Medicina e Chirurgia”

Master “Dermatologia Ginecologica”

Master (Level II) “Dermatologia Medica, Chirurgica ed Estetica di interesse legale e forense”

High Training Course “Chirurgia Estetica”

Educational Project “Recenti acquisizioni sulla Vitiligine: nuovi approcci diagnostici e terapeutici in Dermatologia”

President of the Scientific Executive Committee and Key Note Speaker of the Vitiligo Research Foundation

Annual organizer of international Masterclasses about diagnosis news and therapies of the vitiligo, pigmentary disorders and melanoma at Universities/Research Institutes

2011 Barcellona (Spain) 2-5 november

2012 Shenyang (China) 16-18 november

2013 San Paolo (Brasil) 25-26 october

2013 Tbilisi (Georgia) 8-9 november

2014 Istanbul (Turkey) 21-23 november

2015 Amritsar (India) 28-30 november

2015 Split (Croatia) 30 april-3 may

2015 Tel Aviv (Israel) 25-26 november

2015 Almaty (Kazakistan) 18-21 may

2015 Sofia (Bulgaria) 18-21 may

2015 New York (USA) 3-5 december

2016 Moscow (Russia) 16-17 june

2016 Hyderabad (India) 9-10 september

2016 Roma (Italy) 7-15 september

2016 Ramallah (Pakistan) 9-10 november

2017 Havana (Cuba) 16-18 november

2017 Cairo (Egypt) 16-18 november

2018 Hanoi (Vietnam) 23-24 november

2019 Iasi (Romania) 7-11 april

2020 Paris (France) 1-2 february

2020 Nis (Serbia) 21-25 june

2021 Jakarta (Philippines) 21-25 june

2022 Mexico City (Mexico) 21-25 june

President of the next Masterclasses:

2023 New Orleans (USA) 17-21 march

2023 Istanbul (Turkey) 8-10 november

2023 Singapore

Research section: main grant

Initial grant of 2.500.000 € for the research on vitiligo etiopathogenesis with the creation of 5 intercontinental biobanks. Supplying authority: Vitiligo Research Foundation, NY (USA) from 2010 to 2020

Grant for the research on the experimental use of multifotone in non-invasive diagnostic dermatology in collaboration with LENS for 125.000 €. Supplying authority: CIDEBIP – LENS (2008-2010)

Grant of 110.000 € for “Ecografia adatta alla ricerca dei segni precoci dell’entesopatia acrale nei soggetti psoriasici”. Supplying authority: Abbvie (2009)

Academic Spin Off

President of the Centro Interuniversitario di Dermatologia Biologica e Psicosomatica (CIDEBIP), Joined institutions: University of Florence, Milano and Siena (2006-2011)

Research Interconnected Institutions

President of the Centro Studi for multidisciplinary regenerative research. Joined institutions: G. Marconi University (Rome), World Health Academy of Dermatology and Vitiligo Research Foundation (2011-2022)

Co-director of the framework agreement for the development of the dermatologic research between University of Parma and University G. Marconi of Rome (2019-

2023)

President of the scientific executive committee and key note speaker of the Masterclass and World Vitiligo Day in collaboration with ECOSOC committee of the United Nations (2010-2022)

President of the scientific executive committee and key note speaker of the Vitiligo research Foundation (2010-2022)

Annual organizer of international Masterclasses about diagnosis news and therapies of the vitiligo, pigmentary disorders and melanoma at Universities/Research Institutes

2011 Barcellona (Spain) 2-5 november

2012 Shenyang (China) 16-18 november

2013 San Paolo (Brasil) 25-26 october

2013 Tbilisi (Georgia) 8-9 november

2014 Istanbul (Turkey) 21-23 november

2015 Amritsar (India) 28-30 november

2015 Split (Croatia) 30 april-3 may

2015 Tel Aviv (Israel) 25-26 november

2015 Almaty (Kazakistan) 18-21 may

2015 Sofia (Bulgaria) 18-21 may

2015 New York (USA) 3-5 december

2016 Moscow (Russia) 16-17 june

2016 Hyderabad (India) 9-10 september

2016 Roma (Italy) 7-15 september

2016 Ramallah (Pakistan) 9-10 november

2017 Havana (Cuba) 16-18 november

2017 Cairo (Egypt) 16-18 november

2018 Hanoi (Vietnam) 23-24 november

2019 Iasi (Romania) 7-11 april

2020 Paris (France) 1-2 february

2020 Nis (Serbia) 21-25 june

2021 Jakarta (Philippines) 21-25 june

2022 Mexico City (Mexico) 21-25 june

President of the next Masterclasses:

2023 New Orleans (USA) 17-21 march

2023 Istanbul (Turkey) 8-10 november

2023 Singapore

Main editorial contributes for the MED35 discipline

Editor in Chief & Founding Editor – Journal of the European Academy of Dermatology and Venereology (JEADV), 1992-2002 [Wiley-Blackwell]

Editor in Chief – Giornale Italiano di Dermatologia e Venereologia, 2009-2011 [Minerva Medica]

Editor in Chief – Journal of Pigmentary Disorders, 2013-2015 [OMICS International, USA]

Editor in Chief (2018-2021) & Associate Editor (2015-2018) [Wiley-Blackwell]

Corresponding Editor – Clinical Cases in Dermatology, 2019-2022 [Springer Nature]

Editor/Co-editor of more than 100 volumes MED35 section

Selected most innovative and relevant publications directed by Professor Torello Lotti showing continuity in clinical and experimental cutaneous research

1. Contrast-enhanced ultrasound: a filter role in AJCC stage I/II melanoma

- patients. De Giorgi V, Gori A, Grazzini M, Rossari S, Marino G, D'Elia G, Crocetti E, Roselli G, Innocenti P, Dini M, Lotti T. *Oncology*. 2010;79(5-6):370-5. doi: 10.1159/000323494. Epub 2011 Mar 24.
2. Kilitçi A, Elmas ÖF, Demirbaş A, Gamsızkan M, Atasoy M, Türsen Ü, Lotti T. Refining diagnosis is the prerequisite for the correct treatment: The cytodiagnostic utility of SOX10 in the diagnosis of metastatic melanoma. *Dermatol Ther*. 2021 Jan;34(1):e14657. doi: 10.1111/dth.14657. Epub 2020 Dec 15.
 3. Prevalence and distribution of melanocytic naevi on the scalp: a prospective study. De Giorgi V, Sestini S, Grazzini M, Janowska A, Boddi V, Lotti T. *Br J Dermatol*. 2010 Feb 1;162(2):345-9. doi: 10.1111/j.1365-2133.2009.09486.x. Epub 2009 Sep 1.
 4. Prevalence and distribution of melanocytic naevi on the scalp: a prospective study. De Giorgi V, Sestini S, Grazzini M, Janowska A, Boddi V, Lotti T. *Br J Dermatol*. 2010 Feb 1;162(2):345-9. doi: 10.1111/j.1365-2133.2009.09486.x. Epub 2009 Sep 1.
 5. De Giorgi V, Recalcati S, Jia Z, Chong W, Ding R, Deng Y, Scarfi F, Venturi F, Trane L, Gori A, Silvestri F, Gao XH, Lotti T. Cutaneous manifestations related to coronavirus disease 2019 (COVID-19): A prospective study from China and Italy. *J Am Acad Dermatol*. 2020 Aug;83(2):674-675. doi: 10.1016/j.jaad.2020.05.073. Epub 2020 May 19.
 6. Multiple primary melanoma: the impact of atypical naevi and follow up. De Giorgi V, Rossari S, Papi F, Gori A, Alfaioli B, Grazzini M, Crocetti E, Verdelli A, Foo CW, Lotti T. *Br J Dermatol*. 2010 Dec;163(6):1319-22. doi: 10.1111/j.1365-2133.2010.09961.x.
 7. Severe hypertrichosis in infants due to transdermic exposure to 5% and 7% topical minoxidil. Rica Echevarría I, García Del Monte J, Delgado Rubio A, Arcangeli F, Lotti T. *Dermatol Ther*. 2020 Nov;33(6):e14230. doi: 10.1111/dth.14230. Epub 2020 Sep 21.
 8. ABO blood group and risk of cutaneous malignant melanoma. de Giorgi V, Grazzini M, Gori A, Alfaioli B, Rossari S, Crocetti E, Vocioni F, Lotti T. *Eur J Cancer Prev*. 2011 Mar;20(2):121-2. doi: 10.1097/cej.0b013e3283429e1d.

9. Melanoma of the penis: a clinical dermoscopic case study. De Giorgi V, Grazzini M, Massi D, Rossari S, Gori A, Janowska A, Bruscinò N, Lotti T. *Acta Derm Venereol.* 2010;90(1):87-8. doi: 10.2340/00015555-0705.
10. Estrogen receptor expression in cutaneous melanoma: a real-time reverse transcriptase-polymerase chain reaction and immunohistochemical study. de Giorgi V, Mavilia C, Massi D, Gozzini A, Aragona P, Tanini A, Sestini S, Paglierani M, Boddi V, Brandi ML, Lotti T. *Arch Dermatol.* 2009 Jan;145(1):30-6. doi: 10.1001/archdermatol.2008.537.
11. Atypical Spitz tumour: a 'chameleon' lesion. de Giorgi V, Sestini S, Massi D, Papi F, Lotti T. *Clin Exp Dermatol.* 2008 May;33(3):309-11. doi: 10.1111/j.1365-2230.2007.02639.x. Epub 2008 Jan 14.
12. D'Erme AM, Zanieri F, Campolmi E, Santosuosso U, Betti S, Agnoletti AF, Cossidente A, Lotti T. Therapeutic implications of adding the psychotropic drug escitalopram in the treatment of patients suffering from moderate-severe psoriasis and psychiatric comorbidity: a retrospective study. *J Eur Acad Dermatol Venereol.* 2014 Feb;28(2):246-9. doi: 10.1111/j.1468-3083.2012.04690.x. Epub 2012 Sep 11.
13. Bottai G, Mancina R, Muratori M, Di Gennaro P, Lotti T. 17 β -estradiol protects human skin fibroblasts and keratinocytes against oxidative damage. *J Eur Acad Dermatol Venereol.* 2013 Oct;27(10):1236-43. doi: 10.1111/j.1468-3083.2012.04697.x. Epub 2012 Sep 18.
14. Dermoscopy in black people. de Giorgi V, Trez E, Salvini C, Duquia R, De Villa D, Sestini S, Gervini R, Lotti T. *Br J Dermatol.* 2006 Oct;155(4):695-9. doi: 10.1111/j.1365-2133.2006.07415.x.
15. Fabroni C, Gori A, Troiano M, Prignano F, Lotti T. Infliximab efficacy in nail psoriasis. A retrospective study in 48 patients. *J Eur Acad Dermatol Venereol.* 2011 May;25(5):549-53. doi: 10.1111/j.1468-3083.2010.03826.x. Epub 2010 Aug 12.
16. A three-dimensional tattoo: molluscum contagiosum. De Giorgi V, Grazzini M, Lotti T. *CMAJ.* 2010 Jun 15;182(9):E382. doi: 10.1503/cmaj.091480. Epub 2010 May 3.
17. Dermoscopy in vulvar basal cell carcinoma. de Giorgi V, Massi D, Mannone

F, Checcucci V, De Magnis A, Sestini S, Papi F, Lotti T. Arch Dermatol. 2007 Mar;143(3):426-7. doi: 10.1001/archderm.143.3.426.

18. Prignano F, Ricceri F, Pescitelli L, Zanieri F, Lotti T. Tumour necrosis factor- α antagonists in patients with concurrent psoriasis and hepatitis B or hepatitis C: a retrospective analysis of 17 patients. Br J Dermatol. 2011 Mar;164(3):645-7. doi: 10.1111/j.1365-2133.2010.10140.x. Epub 2011 Feb 7. PMID: 21375517

19. Cutaneous manifestations of breast carcinoma. De Giorgi V, Grazzini M, Alfaioli B, Savarese I, Corciova SA, Guerriero G, Lotti T. Dermatol Ther. 2010 Nov-Dec;23(6):581-9. doi: 10.1111/j.1529-8019.2010.01365.x.

20. De Giorgi V, Massi D, Lotti T. Basal-cell carcinoma. N Engl J Med. 2006 Feb 16;354(7):769-71; author reply 769- 71. doi: 10.1056/NEJMc053488.PMID: 16481651 No abstract available.

Metrics overview

1006 Documents by author (see attachment)

11230 Citations by 9338 documents

48 h-index

1661 Co-Authors

Metrics overview

1006

Documents by author

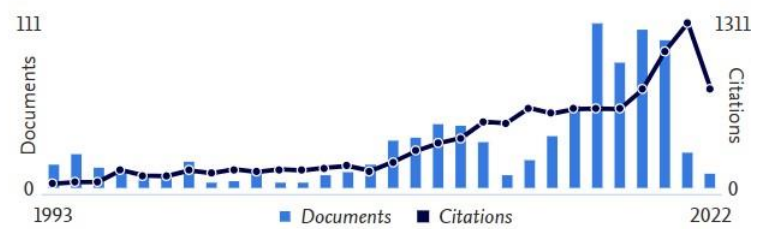
11230

Citations by 9338 documents

48

h-index: [View h-graph](#)

Document & citation trends



[Analyze author output](#) [Citation overview](#)

Most Contributed Topics 2017-2021

Skin; Allergic Contact Dermatitis; COVID-19: 31 documents

Vitiligo; Melanocytes; Phototherapy: 25 documents

Alopecia; Finasteride; Minoxidil: 7 documents

Books Edited: see attachment 3

More information are available on: www.torellolotti.com

Personal data may be processed in compliance with the requirements of Legislative Decree 196/2003.

The awareness of respect for the liability connected with false declarations is also certified (PDPR 445/2000 art. 76).

SIGNATURE

18/08/2022

PUBLICATIONS

Books

L'acne. Nuovi concetti e nuove terapie.

Autore: Torello Lotti

Editore: Utet Div. Scienze Mediche Torino (1 dicembre 2002)

Lingua: Italiano

Clinical Cases in Melanoma (Clinical Cases in Dermatology)

Autori: Torello Lotti (Autore, a cura di), Michael Tirant (Autore, a cura di), Uwe Wollina (Autore, a cura di)

Editore: Springer; 1° edizione (6 ottobre 2020)

Lingua: Inglese

Dermatologia Pratica per Immagini

Autori: di TORELLO LOTTI (Autore)

Editore: UTET Torino; Prima edizione (31 dicembre 1999)

Clinical Cases in Pigmentary Disorders (Clinical Cases in Dermatology)

di Torello Lotti (Autore, a cura di), Michael Tirant (Autore, a cura di), Davinder Parsad (Autore, a cura di)

Editore: Springer; 1st ed. 2020 edizione (24 agosto 2020)

Lingua: Inglese

La dermatite seborroica

di Torello Lotti (Autore)

Editore: Utet Div. Scienze Mediche Torino (1 dicembre 2002)

Lingua: Italiano

Vitiligo: A Step-By-Step Guide to Diagnosis, Treatment And Prophylaxis

di Yan Valle (Autore), Richard Wittal (a cura di), Andrija Stanimirović (a cura di), Ramaiah Abburi (a cura di), Lipi Thukral (a cura di), Bela J. Shah (a cura di), Mitesh Dwivedi (a cura di), Marco Harari (a cura di), Torello Lotti (a cura di), Aliya Kassymkhanova (a cura di)

Editore: Vitiligo Research Foundation (22 novembre 2017)

Lingua: Inglese

Advances in Integrative Dermatology

di Katlein França (a cura di), Torello Lotti (a cura di)
Editore: Wiley-Blackwell; 1° edizione (22 gennaio 2019)
Lingua: Inglese

European Handbook of Dermatological Treatments
di Andreas D. Katsambas (a cura di), Torello M. Lotti (a cura di), Clio Dessinioti (a cura di), Angelo Massimiliano D'Erme (a cura di)
Editore: Springer; 3° edizione (28 aprile 2015)
Lingua: Inglese

L'orticaria. Nuovi concetti e nuove terapie
di Torello Lotti (Autore)
Editore: Utet Div. Scienze Mediche Torino (1° gennaio 2001)
Lingua: Italiano

Dermatologia ginecologica
di Torello Lotti (Autore), Andrea R. Genazzani (Autore)
Editore: CIC Edizioni Internazionali (31 dicembre 2007)
Lingua: Italiano

Oral Diseases: Textbook and Atlas
Author: Torello Lotti et al.
Editore: Springer-Verlag Berlin and Heidelberg GmbH & Co. K (23 settembre 2011)
Lingua: Inglese

Troiano, M: Multifotone nel Fotingiovanimento Laser
di Michela Troiano (Autore), Torello Lotti (Autore), Paolo Bonan (Autore)
Editore: VDM Verlag (16 aprile 2015)
Lingua: Italiano

Dermatologia pediatrica
di Torello Lotti (Autore), Antonella Greco (Autore), Maurizio De Martino (Autore)
Editore: CIC Edizioni Internazionali (30 novembre 2009)
Lingua: Italiano

European Handbook of Dermatological Treatments
di Andreas D. Katsambas (a cura di), Torello M. Lotti (a cura di)
Editore: Springer Verlag; 2° edizione (30 novembre 2010)
Lingua: Inglese

Pigmentary Disorders, An Issue of Dermatologic Clinics

di Torello Lotti (Autore)

Editore: Saunders; 1° edizione (22 ottobre 2007)

Lingua: Inglese

Il melanoma. Prevenzione, diagnosi e terapia

di Vincenzo De Giorgi (Autore), Mario Aricò (Autore), Lotti Torello (Autore)

Editore: Folini (1 gennaio 2008)

Lingua: Italiano

Le micosi superficiali

di Torello M. Lotti (Autore)

Editore: Utet Div. Scienze Mediche; Prima edizione (1 gennaio 2002)

Lingua: Italiano

Vitiligo: What's New, What's True

di T. Lotti (Autore), J. Hercogová (Autore), R.A. Schwartz (Autore), A.M. D'Erme (Autore), I. Korobko (Autore), Y. Valle (Autore)

Editore: World Health Academy (18 giugno 2013)

Lingua: Inglese

La vitiligine. Nuovi concetti e nuove terapie

di M. Lotti Torello (Autore)

Editore: Utet Div. Scienze Mediche (1 dicembre 2000)

Lingua: Italiano

Modelli di infiammazione cutanea. Prospettive di interazioni terapeutiche

di Torello Lotti (Autore)

Editore: Utet Div. Scienze Mediche (1 gennaio 2001)

Lingua: Italiano

L'allergia da nichel

Autore: di Torello Lotti (Autore)

Editore: MNL (1 maggio 2004)

Lingua: Italiano

Dermatology of human mobile population

Autore: di Aldo Morrone (Autore), Jana Hercogová (Autore), Torello Lotti (Autore)

Editore: MNL (1 dicembre 2004)

Natural Antioxidants in General Medicine and in Dermatology

di T. Lotti (Autore), J. Hercogova (Autore), D. Turini (Autore), L. Tognetti (Autore), V. Barygina (Autore), Y. Valle (Autore)

Editore: World Health Academy (28 febbraio 2013)

Lingua: Inglese

La Medicina Grandi Temi. Dermatologia Clinica (2 vol.)

Autore: Lotti Torello

Editore: UTET Torino 2006

Articles

1: Ruggero F, Belardi S, Carretti E, Lotti T, Lubello C, Gori R. Rigid and film bioplastics degradation under suboptimal composting conditions: A kinetic study. *Waste Manag Res.* 2022 Aug;40(8):1311-1321. doi: 10.1177/0734242X211063731. Epub 2021 Dec 4. PMID: 34865591.

2: Abdelmaksoud A, Temiz SA, Dursun R, Wollina U, Rudnicka L, Işık B, Lotti T, Vestita M. Isotretinoin-induced hair disorders in the era of COVID-19 and related vaccines: A case series. *J Cosmet Dermatol.* 2022 Jul 17;10.1111/jocd.15214. doi: 10.1111/jocd.15214. Epub ahead of print. PMID: 35844050; PMCID: PMC9349970.

3: Ferri S, Stefanini B, Mulazzani L, Alvisi M, Tovoli F, Leoni S, Muratori L, Lotti T, Granito A, Bolondi L, Piscaglia F. Very Low Alcohol Consumption Is Associated with Lower Prevalence of Cirrhosis and Hepatocellular Carcinoma in Patients with Non-Alcoholic Fatty Liver Disease. *Nutrients.* 2022 Jun 16;14(12):2493. doi: 10.3390/nu14122493. PMID: 35745223; PMCID: PMC9231078.

4: Kroumpouzos G, Arora G, Kassir M, Galadari H, Wollina U, Lotti T, Grabbe S, Goldust M. Carboxytherapy in dermatology. *Clin Dermatol.* 2022 May-Jun;40(3):305-309. doi: 10.1016/j.clindermatol.2021.08.020. Epub 2021 Aug 20. PMID: 35667826.

5: May Lee M, Bertolani M, Pierobon E, Lotti T, Feliciani C, Satolli F. Alopecia areata following COVID-19 vaccination: vaccine-induced autoimmunity? *Int J Dermatol.* 2022 May;61(5):634-635. doi: 10.1111/ijd.16113. Epub 2022 Feb 2. PMID: 35107173.

6: Demirbaş A, Yümer Y, Elmas ÖF, Ulutaş Demirbaş G, Atasoy M, Türsen Ü, Dursun R, Lotti T. Relationship between rosacea and chronic obstructive pulmonary disease: Rosacea and comorbidities: Rosacea and comorbidities. *J Cosmet*

Dermatol. 2022 May;21(5):2255-2262. doi: 10.1111/jocd.14389. Epub 2021 Aug 19.
PMID: 34411396.

7: Bertolani M, Rodighiero E, Saleri R, Pedrazzi G, Bertoli S, Leone A, Feliciani C, Lotti T, Satolli F. The influence of Mediterranean diet in acne pathogenesis and the correlation with insulin-like growth factor-1 serum levels: Implications and results. *Dermatol Reports*. 2021 Dec 17;14(1):9143. doi: 10.4081/dr.2022.9143. PMID: 35371424; PMCID: PMC8969872.

8: Morrone A, Dell'Anna ML, Cristaudo A, Wubayehu T, Godefay H, Barnabas GA, Dassoni F, Padovese V, Latini O, Lotti T, Saraceni P, Di Domenico EG, Lora V. Psoriasis in Tigray, Ethiopia: Focusing on available treatments. *Dermatol Ther*. 2022 Mar;35(3):e14718. doi: 10.1111/dth.14718. Epub 2021 Jan 10. PMID: 33368850.

9: Pagliaccia B, Carretti E, Severi M, Berti D, Lubello C, Lotti T. Heavy metal biosorption by Extracellular Polymeric Substances (EPS) recovered from anammox granular sludge. *J Hazard Mater*. 2022 Feb 15;424(Pt C):126661. doi: 10.1016/j.jhazmat.2021.126661. Epub 2021 Jul 17. PMID: 34315635.

10: Kassir M, Kircik L, Weinberg J, Fatima F, Yamauchi P, Lotti T, Wollina U, Grabbe S, Goldust M. Treatment of Nail Psoriasis. *J Drugs Dermatol*. 2022 Feb 1;21(2):146-150. doi: 10.36849/jdd.4969. PMID: 35133106.

11: Güvenç U, Türsen B, Lotti T, Türsen Ü, Olisova OY, Lomonosov KM. Is botulinum toxin injection for upper face an effective antihypertensive supplement? *J Cosmet Dermatol*. 2022 Feb 1. doi: 10.1111/jocd.14812. Epub ahead of print. PMID: 35104046.

12: Karagaiah P, Schwartz RA, Lotti T, Wollina U, Grabbe S, Goldust M. Biologic and targeted therapeutics in vitiligo. *J Cosmet Dermatol*. 2022 Jan 13. doi: 10.1111/jocd.14770. Epub ahead of print. PMID: 35029034.

- 13: Temiz SA, Abdelmaksoud A, Wollina U, Kutlu O, Dursun R, Patil A, Lotti T, Goldust M, Vestita M. Cutaneous and Allergic reactions due to COVID-19 vaccinations: A review. *J Cosmet Dermatol*. 2022 Jan;21(1):4-12. doi: 10.1111/jocd.14613. Epub 2021 Nov 17. PMID: 34791757; PMCID: PMC8661794.
- 14: Gupta J, Kassir M, Kroumpouzou G, Katsambas A, Galadari H, Lotti T, Wollina U, Grabbe S, Goldust M. Deoxycholic Acid (ATX-101) for Fat Reduction. *J Drugs Dermatol*. 2021 Nov 1;20(11):1169-1173. doi: 10.36849/jdd.3936. PMID: 34784130.
- 15: Freedman D, Lotti T. JEADV - the birth. *J Eur Acad Dermatol Venereol*. 2021 Nov;35(11):2118-2120. doi: 10.1111/jdv.17662. PMID: 34647666.
- 16: Ilanbey B, Elmas ÖF, Yildirim Sözmen E, Günay Ü, Demirbaş A, Atasoy M, Türsen Ü, Lotti T. A novel marker of systemic inflammation in psoriasis and related comorbidities: chitotriosidase. *Turk J Med Sci*. 2021 Oct 21;51(4):2318-2323. doi: 10.3906/sag-2101-137. PMID: 33819975.
- 17: Pierobon E, Zucchi A, Feliciani C, Ricci R, Lotti T, Satolli F. Pseudomyogenic hemangioendothelioma: a challenging diagnosis of soft tissue pathology. *Ital J Dermatol Venerol*. 2021 Oct;156(5):632-633. doi: 10.23736/S2784-8671.21.06896-6. Epub 2021 Apr 23. PMID: 33890734.
- 18: Bertolani M, Mele S, Manuguerra R, Dominici MM, Lotti T, Feliciani C, Satolli F. Comment on "Lipoatrophia semicircularis - a distinct entity?". *Int J Dermatol*. 2021 Oct;60(10):e421-e422. doi: 10.1111/ijd.15600. Epub 2021 Apr 20. PMID: 33880757.
- 19: Hasan R, Agarwal K, Podder I, Misitzis A, Schwartz RA, Wollina U, Lotti T, Grabbe S, Goldust M. Simvastatin in vitiligo: an update with recent review of the literature. *Int J Dermatol*. 2021 Oct;60(10):e390-e396. doi: 10.1111/ijd.15330. Epub 2021 Feb 7. PMID: 33554328.

20: Bertolani M, Rodighiero E, de Felici Del Giudice MB, Lotti T, Feliciani C, Satolli F. Vitiligo: What's old, what's new. *Dermatol Reports*. 2021 Sep 15;13(2):9142. doi: 10.4081/dr.2021.9142. PMID: 34659674; PMCID: PMC8451070.

21: Demirbaş A, Elmas ÖF, Demirbaş GU, Atasoy M, Türsen Ü, Lotti T. Potential Utility of Oral Mucosal Capillaroscopy as an Indicator of Microvascular Damage in Behçet Disease: A Preliminary Study. *Dermatol Pract Concept*. 2021 Sep 1;11(4):e2021116. doi: 10.5826/dpc.1104a116. PMID: 34631265; PMCID: PMC8480447.

22: Acar EM, Uyar B, Elmas ÖF, Özyurt K, Atasoy M, Türsen Ü, Lotti T. Therapeutic efficacy and safety of three different modalities in pediatric patients with plantar warts. *Dermatol Ther*. 2021 Sep;34(5):e15073. doi: 10.1111/dth.15073. Epub 2021 Aug 5. PMID: 34328650.

23: Kubelis-López DE, Zapata-Salazar NA, Said-Fernández SL, Sánchez-Domínguez CN, Salinas-Santander MA, Martínez-Rodríguez HG, Vázquez-Martínez OT, Wollina U, Lotti T, Ocampo-Candiani J. Updates and new medical treatments for vitiligo (Review). *Exp Ther Med*. 2021 Aug;22(2):797. doi: 10.3892/etm.2021.10229. Epub 2021 May 25. PMID: 34093753; PMCID: PMC8170669.

24: Metin MS, Elmas ÖF, Demirbaş A, Erel Ö, Atasoy M, Türsen Ü, Lotti T. The role of oxidative stress in onychomycosis: Thiol/disulphide homeostasis. *Mycoses*. 2021 Aug;64(8):947-953. doi: 10.1111/myc.13299. Epub 2021 May 24. PMID: 33964024.

25: Demirbaş A, Elmas ÖF, Atasoy M, Türsen Ü, Lotti T. Can monocyte to HDL cholesterol ratio and monocyte to lymphocyte ratio be markers for inflammation and oxidative stress in patients with vitiligo? A preliminary study. *Arch Dermatol Res*. 2021 Aug;313(6):491-498. doi: 10.1007/s00403-020-02129-3. Epub 2020 Aug 20. PMID: 32816078.

26: Demirbaş A, Eker H, Elmas ÖF, Ulutaş Demirbaş G, Atasoy M, Türsen Ü, Lotti

T. COVID-19 and human papillomavirus: Paradoxical immunity. *J Cosmet Dermatol*. 2021 Jul;20(7):2001-2003. doi: 10.1111/jocd.14022. Epub 2021 Mar 9. PMID: 33626241; PMCID: PMC8014313.

27: Ruggero F, Porter AE, Voulvoulis N, Carretti E, Lotti T, Lubello C, Gori R. A highly efficient multi-step methodology for the quantification of micro-(bio)plastics in sludge. *Waste Manag Res*. 2021 Jul;39(7):956-965. doi: 10.1177/0734242X20974094. Epub 2020 Nov 29. PMID: 33250042.

28: Fölster-Holst R, Shukla R, Kassir M, Galadari H, Lotti T, Wollina U, Grabbe S, Goldust M. Treatment Update of Port-Wine Stain: A Narrative Review. *J Drugs Dermatol*. 2021 May 1;20(5):515-518. doi: 10.36849/JDD.5005. PMID: 33938700.

29: Sharma A, Kroumpouzou G, Lotti T, Goldust M. COVID-19 and alcohol use. *Drug Alcohol Rev*. 2021 May;40(4):683-684. doi: 10.1111/dar.13163. Epub 2020 Sep 2. PMID: 32881129.

30: Campo R, Lubello C, Lotti T, Di Bella G. Aerobic Granular Sludge-Membrane BioReactor (AGS-MBR) as a Novel Configuration for Wastewater Treatment and Fouling Mitigation: A Mini-Review. *Membranes (Basel)*. 2021 Apr 4;11(4):261. doi: 10.3390/membranes11040261. PMID: 33916529; PMCID: PMC8065546.

31: Goldust M, Apalla Z, Szepietowski JC, Gupta M, Lotti T. The Potential Efficacy of β -Blockers on Melanoma Survival: A Narrative Review. *J Drugs Dermatol*. 2021 Apr 1;20(4):380-383. doi: 10.36849/JDD.2021.5673. PMID: 33852249.

32: Said-Fernandez SL, Sanchez-Domínguez CN, Salinas-Santander MA, Martínez-Rodríguez HG, Kubelis-Lopez DE, Zapata-Salazar NA, Vazquez-Martinez OT, Wollina U, Lotti T, Ocampo-Candiani J. Novel immunological and genetic factors associated with vitiligo: A review. *Exp Ther Med*. 2021 Apr;21(4):312. doi: 10.3892/etm.2021.9743. Epub 2021 Feb 1. PMID: 33717255; PMCID: PMC7885061.

33: Amori P, Vitiello G, Lotti T. A new Italian chemical peel, based on *Oenanthe crocata* extract. J Biol Regul Homeost Agents. 2021 Mar-Apr;35(2):699-702. doi: 10.23812/20-609-L. PMID: 33887898.

34: Kilitçi A, Elmas ÖF, Demirbaş A, Memiş O, Atasoy M, Türsen Ü, Lotti T. Axillary giant lipoma opening to the skin surface: A unique presentation mimicking accessory breast. Dermatol Ther. 2021 Mar;34(2):e14861. doi: 10.1111/dth.14861. Epub 2021 Feb 17. PMID: 33559284.

35: Feng C, Lotti T, Canziani R, Lin Y, Tagliabue C, Malpei F. Extracellular biopolymers recovered as raw biomaterials from waste granular sludge and potential applications: A critical review. Sci Total Environ. 2021 Jan 20;753:142051. doi: 10.1016/j.scitotenv.2020.142051. Epub 2020 Sep 2. PMID: 33207449.

36: Amori P, Vitiello G, Cancelli A, Sadoughifar R, Tirant M, Van Thuong N, Lomonosov KM, Lotti T. A new concept radiofrequency device for the treatment of cellulite. J Biol Regul Homeost Agents. 2021 Jan-Feb;35(1):373-378. doi: 10.23812/20-484-L. PMID: 33569939.

37: Bertolani MB, Rodighiero E, Gandolfi M, Lotti T, Pedrazzi G, Puviani M, Milani M, Feliciani C, Satolli F. Efficacy and tolerability of short contact therapy with tretinoin, clindamycin, and glycolic acid gel in acne: A randomized, controlled, assessor-blinded two-center trial: The MASCOTTE study. Dermatol Ther. 2021 Jan;34(1):e14724. doi: 10.1111/dth.14724. Epub 2021 Jan 6. PMID: 33377285.

38: Kilitçi A, Elmas ÖF, Demirbaş A, Gamsızkan M, Atasoy M, Türsen Ü, Lotti T. Refining diagnosis is the prerequisite for the correct treatment: The cytodiagnostic utility of SOX10 in the diagnosis of metastatic melanoma. Dermatol Ther. 2021 Jan;34(1):e14657. doi: 10.1111/dth.14657. Epub 2020 Dec 15. PMID: 33301211.

39: Elmas ÖF, Demirbaş A, Bağcıer F, Türsen Ü, Atasoy M, Dursun R, Lotti T. Treatment considerations for Behçet disease in the era of COVID-19: A narrative review. *Dermatol Ther.* 2021 Jan;34(1):e14507. doi: 10.1111/dth.14507. Epub 2020 Nov 9. PMID: 33150651.

40: Kalashnikova NG, Jafferany M, Lotti T. Management and prevention of laser complications in aesthetic medicine: An analysis of the etiological factors. *Dermatol Ther.* 2021 Jan;34(1):e14373. doi: 10.1111/dth.14373. Epub 2020 Oct 19. PMID: 33029827.

41: Zafiropoulou S, Tirant M, Van Thuong N, Salimi A, Sadoughifar R, Lotti T. Criolaser-assisted drug delivery in the treatment of refractory keloids. *J Biol Regul Homeost Agents.* 2020 Nov-Dec;34(6):2205-2207. doi: 10.23812/20-446-L. PMID: 33200601.

42: Lotti T, Angelov T, Tchernev G. Congress report Second National Congress of the Bulgarian Society for dermatologic surgery, Sofia, 13th March and 13th June 2020. *Dermatol Ther.* 2020 Nov;33(6):e14289. doi: 10.1111/dth.14289. Epub 2020 Sep 18. PMID: 32902069.

43: Elmas ÖF, Demirbaş A, Türsen Ü, Atasoy M, Lotti T. Pemphigus and COVID-19: Critical overview of management with a focus on treatment choice. *Dermatol Ther.* 2020 Nov;33(6):e14265. doi: 10.1111/dth.14265. Epub 2020 Sep 14. PMID: 32882079.

44: Rica Echevarría I, García Del Monte J, Delgado Rubio A, Arcangeli F, Lotti T. Severe hypertrichosis in infants due to transdermic exposure to 5% and 7% topical minoxidil. *Dermatol Ther.* 2020 Nov;33(6):e14230. doi: 10.1111/dth.14230. Epub 2020 Sep 21. PMID: 32844481.

45: Schwartz RA, Pradhan S, Murrell DF, Jafferany M, Olisova OY, Lomonosov KM, Lotti T, Goldust M. COVID-19 and immunosuppressive therapy in dermatology.

Dermatol Ther. 2020 Nov;33(6):e14140. doi: 10.1111/dth.14140. Epub 2020 Sep 3. PMID: 32770592; PMCID: PMC7435553.

46: Elmas ÖF, Demirbaş A, Düzyayak S, Atasoy M, Türsen Ü, Lotti T. Melanoma and COVID-19: A narrative review focused on treatment. *Dermatol Ther.* 2020 Nov;33(6):e14101. doi: 10.1111/dth.14101. Epub 2020 Aug 25. PMID: 32734626.

47: Kassir M, Podder I, Olisova OY, Lomonosov KM, Lotti T, Goldust M. Melanoma: A silver lining in the black cloud of COVID-19. *Dermatol Ther.* 2020 Nov;33(6):e14070. doi: 10.1111/dth.14070. Epub 2020 Sep 6. PMID: 32713069.

48: Bertoli MJ, Sadoughifar R, Schwartz RA, Lotti TM, Janniger CK. Female pattern hair loss: A comprehensive review. *Dermatol Ther.* 2020 Nov;33(6):e14055. doi: 10.1111/dth.14055. Epub 2020 Aug 31. PMID: 32700775.

49: Elmas ÖF, Demirbaş A, Kutlu Ö, Bağcier F, Metin MS, Özyurt K, Akdeniz N, Atasoy M, Türsen Ü, Lotti T. Psoriasis and COVID-19: A narrative review with treatment considerations. *Dermatol Ther.* 2020 Nov;33(6):e13858. doi: 10.1111/dth.13858. Epub 2020 Jul 9. PMID: 32686245; PMCID: PMC7323009.

50: Demirbaş A, Elmas ÖF, Atasoy M, Türsen Ü, Lotti T. A case of erythema multiforme major in a patient with COVID 19: The role of corticosteroid treatment. *Dermatol Ther.* 2020 Nov;33(6):e13899. doi: 10.1111/dth.13899. Epub 2020 Jul 13. PMID: 32589314; PMCID: PMC7361159.

51: Galadari H, Gupta A, Kroumpouzou G, Kassir M, Rudnicka L, Lotti T, Berg RV, Goldust M. COVID 19 and its impact on cosmetic dermatology. *Dermatol Ther.* 2020 Nov;33(6):e13822. doi: 10.1111/dth.13822. Epub 2020 Jul 1. PMID: 32531133; PMCID: PMC7307115.

52: Mazzoli L, Munz G, Lotti T, Ramazzotti M. A novel universal primer pair for prokaryotes with improved performances for anammox containing communities. *Sci*

Rep. 2020 Sep 24;10(1):15648. doi: 10.1038/s41598-020-72577-4. PMID: 32973284; PMCID: PMC7515920.

53: Galadari H, Krompouzou G, Kassir M, Gupta M, Wollina U, Katsambas A, Lotti T, Jafferany M, Navarini AA, Vasconcelos Berg R, Grabbe S, Goldust M. Complication of Soft Tissue Fillers: Prevention and Management Review. *J Drugs Dermatol.* 2020 Sep 1;19(9):829-832. doi: 10.36849/JDD.2020.10.36849/JDD.2020.5084. PMID: 33026743.

54: Gupta M, Yamauchi PS, Bagot M, Szepletowski J, Bhatia S, Lotti T, Goldust M. Uncommon presentation of morphea related to interferon beta in a patient with concomitant multiple sclerosis and chronic hepatitis C: A case report. *Clin Case Rep.* 2020 May 26;8(9):1647-1650. doi: 10.1002/ccr3.2971. PMID: 32983469; PMCID: PMC7495805.

55: Türsen Ü, Türsen B, Lotti T. Ultraviolet and COVID-19 pandemic. *J Cosmet Dermatol.* 2020 Sep;19(9):2162-2164. doi: 10.1111/jocd.13559. Epub 2020 Jul 8. PMID: 32573919; PMCID: PMC7361848.

56: Ruggiero G, Arcangeli F, Lotti T, Ametrano O, Ruggiero C, Cucchiara S, Oliva S. Reply to: "Characterization of acute acro-ischemic lesions in non-hospitalized patients: A case series of 132 patients during the COVID-19 outbreak". *J Am Acad Dermatol.* 2020 Sep;83(3):e237-e239. doi: 10.1016/j.jaad.2020.05.122. Epub 2020 Jun 1. PMID: 32497698; PMCID: PMC7262530.

57: Wollina U, Fioranelli M, Goldust M, Lotti T. Psoriatic arthritis and COVID-19 pandemic: Consequences in medical treatment? *Dermatol Ther.* 2020 Sep;33(5):e13743. doi: 10.1111/dth.13743. Epub 2020 Jun 30. PMID: 32478971; PMCID: PMC7300518.

58: Karadag AS, Aslan Kayiran M, Lotti T, Wollina U. Immunosuppressive and immunomodulator therapy for rare or uncommon skin disorders in pandemic days.

Dermatol Ther. 2020 Sep;33(5):e13686. doi: 10.1111/dth.13686. Epub 2020 Jun 22.
PMID: 32458530.

59: Wollina U, Karadağ AS, Rowland-Payne C, Chiriac A, Lotti T. Cutaneous signs in COVID-19 patients: A review. *Dermatol Ther.* 2020 Sep;33(5):e13549. doi: 10.1111/dth.13549. Epub 2020 May 29. PMID: 32390279; PMCID: PMC7273098.

60: Goldust M, Kroumpouzou G, Murrell DF, Jafferany M, Lotti T, Wollina U, Shivakumar S. Use of face masks in dermatology department during the COVID-19 outbreak. *Dermatol Ther.* 2020 Sep;33(5):e13521. doi: 10.1111/dth.13521. Epub 2020 Jun 12. PMID: 32378315; PMCID: PMC7267171.

61: Bhatia J, Sarin A, Wollina U, Lotti T, Navarini AA, Mueller SM, Grabbe S, Saloga J, Rokni GR, Goldust M. Review of biologics in allergic contact dermatitis. *Contact Dermatitis.* 2020 Sep;83(3):179-181. doi: 10.1111/cod.13584. Epub 2020 Jun 17. PMID: 32347968.

62: Türsen Ü, Türsen B, Lotti T. Historical corona name in dermatology. *Dermatol Ther.* 2020 Sep;33(5):e13449. doi: 10.1111/dth.13449. Epub 2020 May 3. PMID: 32324963.

63: Das A, Datta D, Kassir M, Wollina U, Galadari H, Lotti T, Jafferany M, Grabbe S, Goldust M. Acanthosis nigricans: A review. *J Cosmet Dermatol.* 2020 Aug;19(8):1857-1865. doi: 10.1111/jocd.13544. PMID: 32516476.

64: Türsen Ü, Türsen B, Lotti T. Aesthetic dermatology procedures in coronavirus days. *J Cosmet Dermatol.* 2020 Aug;19(8):1822-1825. doi: 10.1111/jocd.13509. Epub 2020 Jun 18. PMID: 32460391; PMCID: PMC7283731.

65: De Giorgi V, Recalcati S, Jia Z, Chong W, Ding R, Deng Y, Scarfi F, Venturi F, Trane L, Gori A, Silvestri F, Gao XH, Lotti T. Cutaneous manifestations related to coronavirus disease 2019 (COVID-19): A prospective study from China

and Italy. *J Am Acad Dermatol*. 2020 Aug;83(2):674-675. doi: 10.1016/j.jaad.2020.05.073. Epub 2020 May 19. PMID: 32442696; PMCID: PMC7235557.

66: Galadari H, Shivakumar S, Lotti T, Wollina U, Goren A, Rokni GR, Grabbe S, Goldust M. Low-level laser therapy and narrative review of other treatment modalities in androgenetic alopecia. *Lasers Med Sci*. 2020 Aug;35(6):1239-1244. doi: 10.1007/s10103-020-02994-4. Epub 2020 Mar 11. PMID: 32162134.

67: Zhang Y, Tan Y, Zou Y, Bulat V, Lugovic Mihic L, Kovacevic M, Lotti T, Verner I, Stanimirovic A, Situm M, Goldust M, Liu W, Vojvodic A, Goren A. Yeast extract demonstrates rapid itch relief in chronic pruritus. *J Cosmet Dermatol*. 2020 Aug;19(8):2131-2134. doi: 10.1111/jocd.13265. Epub 2020 Jan 10. PMID: 31922345.

68: Fioranelli M, Sepehri A, Rocchia MG, Jafferany M, Olisova OY, Lomonosov KM, Lotti T. RETRACTED: 5G Technology and induction of coronavirus in skin cells. *J Biol Regul Homeost Agents*. 2020 Jul 16;34(4). doi: 10.23812/20-269-E-4R. Epub ahead of print. PMID: 32746604.

69: Amori P, Vitiello G, Cancelli A, Olisova OY, Lomonosov KM, Antognoli L, Sadoughifar R, Goldust M, Tirant M, Van Thuong N, Lotti T. Treatment of genitourinary syndrome of menopause with a new radiofrequency device. *J Biol Regul Homeost Agents*. 2020 Jul 16;34(4). doi: 10.23812/20-270-L-34. Epub ahead of print. PMID: 32668871.

70: Fioranelli M, Sepehri A, Rocchia M G, Jafferany M, Olisova OY, Lomonosov KM, Lotti T. RETRACTED: 5G Technology and induction of coronavirus in skin cells. *J Biol Regul Homeost Agents*. 2020 Jul 16;34(4). doi: 10.23812/20-269-E-4. Epub ahead of print. Retraction in: *J Biol Regul Homeost Agents*. 2020 Jul 16;34(4): PMID: 32668870.

71: Feily A, Feily A, Alexander JS, Niaz MJ, Gianfaldoni S, Lotti T, Ramirez-

Fort MK. Pseudo-dense Hair Transplantation: Strategy of "Less Inside, More Outside" and Central Bulking with Curled Chest Hairs as Treatment for Scalp Scars. *J Cutan Aesthet Surg*. 2020 Jul-Sep;13(3):226-228. doi: 10.4103/JCAS.JCAS_104_19. PMID: 33209000; PMCID: PMC7646433.

72: Schwartz RA, Pradhan S, Galadari H, Lotti T, Sharma A, Goldust M. Shifting dermatology market strategies from cosmetics to moisturizers and sanitizers treatments in COVID-19 era. *Dermatol Ther*. 2020 Jul;33(4):e13806. doi: 10.1111/dth.13806. Epub 2020 Jul 7. PMID: 32530538; PMCID: PMC7300452.

73: Salimi S, Yamauchi PS, Thakur R, Weinberg JM, Kircik L, Abdelmaksoud A, Wollina U, Lotti T, Sharma A, Grabbe S, Goldust M. Interleukin 23p19 inhibitors in chronic plaque psoriasis with focus on mirikizumab: A narrative review. *Dermatol Ther*. 2020 Jul;33(4):e13800. doi: 10.1111/dth.13800. Epub 2020 Jul 7. PMID: 32530083.

74: Saaq M, Zalaudek I, Rao B, Lee Y, Rudnicka L, Czuwara J, Giuffrida R, Wollina U, Jafferany M, Lotti T, Grabbe S, Goldust M. A brief synopsis on scalp melanoma. *Dermatol Ther*. 2020 Jul;33(4):e13795. doi: 10.1111/dth.13795. Epub 2020 Jul 8. PMID: 32520414.

75: Rahmatpour Rokni G, Rathod D, Tabarestani M, Mirabi A, Jha A, de Vita V, Mashhadi Kholerdi H, Feliciani C, Jafferany M, Wollina U, Lotti T, Goldust M. Postherpetic neuralgia and recalcitrant cystic lesions following herpes zoster: A case report and review of treatment options. *Dermatol Ther*. 2020 Jul;33(4):e13793. doi: 10.1111/dth.13793. Epub 2020 Jul 12. PMID: 32510833.

76: Elmas ÖF, Demirbaş A, Atasoy M, Türsen Ü, Lotti T. Teledermatology during COVID-19 pandemic: Ethical and legal considerations about the principles of treatment prescription and privacy. *Dermatol Ther*. 2020 Jul;33(4):e13781. doi: 10.1111/dth.13781. Epub 2020 Jul 2. PMID: 32506548; PMCID: PMC7300501.

77: Rovesti M, Pierobon E, Vaschieri C, Genovese G, Marzano AV, Lotti T, Satolli F, Feliciani C. Case of a severe vulgaris and foliaceus pemphigus in a young patient treated with rituximab, with subsequent development of chronic urticaria. *Dermatol Ther.* 2020 Jul;33(4):e13665. doi: 10.1111/dth.13665. Epub 2020 Jun 23. PMID: 32500603.

78: Demirbaş A, Elmas ÖF, Türsen Ü, Atasoy M, Lotti T. Superficial thrombophlebitis in a patient with COVID 19: Heparin treatment after evaluation of D-Dimer. *Dermatol Ther.* 2020 Jul;33(4):e13768. doi: 10.1111/dth.13768. Epub 2020 Jul 3. PMID: 32500589; PMCID: PMC7300555.

79: Arora P, Rudnicka L, Sar-Pomian M, Wollina U, Jafferany M, Lotti T, Sadoughifar R, Sitkowska Z, Goldust M. Scabies: A comprehensive review and current perspectives. *Dermatol Ther.* 2020 Jul;33(4):e13746. doi: 10.1111/dth.13746. Epub 2020 Jul 6. PMID: 32484302.

80: Zerbinati N, Esposito C, Cipolla G, Calligaro A, Monticelli D, Martina V, Golubovic M, Binic I, Sigova J, Gallo AL, D'Este E, Jafferany M, Pratosoni M, Tirant M, Van Thuong N, Sangalli F, Rauso R, Lotti T. Chemical and mechanical characterization of hyaluronic acid hydrogel cross-linked with polyethylen glycol and its use in dermatology. *Dermatol Ther.* 2020 Jul;33(4):e13747. doi: 10.1111/dth.13747. Epub 2020 Jul 1. PMID: 32475040.

81: Goldust M, Agarwal K, Kroumpouzou G, Jafferany M, Lotti T, Podder I. Mental health status of dermatologists during the COVID-19 pandemic: A technology-based therapy. *Dermatol Ther.* 2020 Jul;33(4):e13723. doi: 10.1111/dth.13723. Epub 2020 Jun 19. PMID: 32474959; PMCID: PMC7300558.

82: Kalashnikova NG, Jafferany M, Lotti T. Laser treatment of post-facelift flap necrosis: A clinical case. *Dermatol Ther.* 2020 Jul;33(4):e13623. doi: 10.1111/dth.13623. Epub 2020 Jun 4. PMID: 32430961.

83: Mastrolonardo M, Romita P, Bonifazi E, Giuffrida R, Lotti T, Foti C, Bonamonte D. The management of the outbreak of acral skin manifestations in asymptomatic children during COVID-19 era. *Dermatol Ther.* 2020 Jul;33(4):e13617. doi: 10.1111/dth.13617. Epub 2020 Jun 17. PMID: 32424886.

84: Ruggiero G, Arcangeli F, Lotti T. Therapy for probable COVID-19 associated erythema pernio-like lesions in pediatric age. Case report. *Dermatol Ther.* 2020 Jul;33(4):e13616. doi: 10.1111/dth.13616. Epub 2020 Jun 2. PMID: 32424851; PMCID: PMC7267096.

85: Rudnicka L, Rokni GR, Lotti T, Wollina U, Fölster-Holst R, Katsambas A, Goren A, Di Lernia VG, Rathod D, Mirabi A, Ghaffari A, Rajan A, Goldust M. Allergic contact dermatitis in patients with frontal fibrosing alopecia: An international multi-center study. *Dermatol Ther.* 2020 Jul;33(4):e13560. doi: 10.1111/dth.13560. Epub 2020 Jun 4. PMID: 32396259.

86: Sadoughifar R, Goldust M, Kroumpouzou G, Szepietowski JC, Lotti T, Sandhu S. Dermatologic treatments in the era of COVID-19 pandemic-Data and Hypothesis. *Dermatol Ther.* 2020 Jul;33(4):e13562. doi: 10.1111/dth.13562. Epub 2020 May 26. PMID: 32396251; PMCID: PMC7262015.

87: Murrell DF, Arora G, Rudnicka L, Kassir M, Lotti T, Goldust M. A dermatologist's perspective of the COVID-19 outbreak. *Dermatol Ther.* 2020 Jul;33(4):e13538. doi: 10.1111/dth.13538. Epub 2020 Jun 23. PMID: 32385938; PMCID: PMC7272968.

88: Misitzis A, Goldust M, Jafferany M, Lotti T. Psychiatric comorbidities in patients with hidradenitis suppurativa. *Dermatol Ther.* 2020 Jul;33(4):e13541. doi: 10.1111/dth.13541. Epub 2020 May 22. PMID: 32385861.

89: Goldust M, Kroumpouzou G, Murrell DF, Rudnicka L, Das A, Lotti T, Navarini AA. Update on COVID-19 effects in dermatology specialty. *Dermatol Ther.* 2020

Jul;33(4):e13523. doi: 10.1111/dth.13523. Epub 2020 Jun 26. PMID: 32378293;
PMCID: PMC7267429.

90: Kocic H, Stankovic M, Tirant M, Lotti T, Arsic I. Favorable effect of creams with skimmed donkey milk encapsulated in nanoliposomes on skin physiology. *Dermatol Ther.* 2020 Jul;33(4):e13511. doi: 10.1111/dth.13511. Epub 2020 Jun 18. PMID: 32372458.

91: Goldust M, Wollina U, Bhargava S, Gupta M, Lotti T. Trichostasis spinulosa misdiagnosed as alopecia areata. *Dermatol Ther.* 2020 Jul;33(4):e13513. doi: 10.1111/dth.13513. Epub 2020 May 19. PMID: 32372429.

92: Türsen Ü, Türsen B, Lotti T. Cutaneous side-effects of the potential COVID-19 drugs. *Dermatol Ther.* 2020 Jul;33(4):e13476. doi: 10.1111/dth.13476. Epub 2020 May 22. PMID: 32358890; PMCID: PMC7262017.

93: Asinari J, Zucchi A, Pedrazzi G, Feliciani C, Goldust M, Lotti T, Satolli F. Actinic keratosis: Treatment with imiquimod 3.75%-A comparative study between patients with previous in situ melanoma, patients with invasive melanoma and patients with negative history of melanoma. *Dermatol Ther.* 2020 Jul;33(4):e13483. doi: 10.1111/dth.13483. Epub 2020 Jun 9. PMID: 32358885.

94: Türsen Ü, Türsen B, Lotti T. Coronavirus-days in dermatology. *Dermatol Ther.* 2020 Jul;33(4):e13438. doi: 10.1111/dth.13438. Epub 2020 Apr 29. PMID: 32307810; PMCID: PMC7235478.

95: Caldaria A, Conforti C, Di Meo N, Dianzani C, Jafferany M, Lotti T, Zalaudek I, Giuffrida R. COVID-19 and SARS: Differences and similarities. *Dermatol Ther.* 2020 Jul;33(4):e13395. doi: 10.1111/dth.13395. Epub 2020 Apr 30. PMID: 32277530; PMCID: PMC7235519.

96: Sharma A, Fölster-Holst R, Kassir M, Szepietowski J, Jafferany M, Lotti T,

Goldust M. The effect of quarantine and isolation for COVID-19 in general population and dermatologic treatments. *Dermatol Ther.* 2020 Jul;33(4):e13398. doi: 10.1111/dth.13398. Epub 2020 Apr 25. PMID: 32276298; PMCID: PMC7235486.

97: Kroumpouzou G, Gupta M, Jafferany M, Lotti T, Sadoughifar R, Sitkowska Z, Goldust M. COVID-19: A relationship to climate and environmental conditions? *Dermatol Ther.* 2020 Jul;33(4):e13399. doi: 10.1111/dth.13399. Epub 2020 Apr 24. PMID: 32276290; PMCID: PMC7235510.

98: Conforti C, Cannavò SP, Jafferany M, Dianzani C, Di Meo N, Lotti T, Zalaudek I, Giuffrida R. Coronavirus disease 2019: Facts and controversies. *Dermatol Ther.* 2020 Jul;33(4):e13366. doi: 10.1111/dth.13366. Epub 2020 Apr 20. PMID: 32239628.

99: Rudnicka L, Gupta M, Kassir M, Jafferany M, Lotti T, Sadoughifar R, Goldust M. Priorities for global health community in COVID-19 pandemic. *Dermatol Ther.* 2020 Jul;33(4):e13361. doi: 10.1111/dth.13361. Epub 2020 Apr 8. PMID: 32239578; PMCID: PMC7228380.

100: Arora G, Kassir M, Jafferany M, Galadari H, Lotti T, Satolli F, Sadoughifar R, Sitkowska Z, Goldust M. The COVID-19 outbreak and rheumatologic skin diseases. *Dermatol Ther.* 2020 Jul;33(4):e13357. doi: 10.1111/dth.13357. Epub 2020 Apr 9. PMID: 32237261; PMCID: PMC7228391.

101: Goren A, McCoy J, Wambier CG, Vano-Galvan S, Shapiro J, Dhurat R, Washenik K, Lotti T. What does androgenetic alopecia have to do with COVID-19? An insight into a potential new therapy. *Dermatol Ther.* 2020 Jul;33(4):e13365. doi: 10.1111/dth.13365. Epub 2020 Apr 8. PMID: 32237190; PMCID: PMC7228378.

102: Arora G, Kroumpouzou G, Kassir M, Jafferany M, Lotti T, Sadoughifar R, Sitkowska Z, Grabbe S, Goldust M. Solidarity and transparency against the COVID-19 pandemic. *Dermatol Ther.* 2020 Jul;33(4):e13359. doi: 10.1111/dth.13359.

Epub 2020 Apr 13. PMID: 32236998; PMCID: PMC7228210.

103: Arora P, Jafferany M, Lotti T, Sadoughifar R, Goldust M. Learning from history: Coronavirus outbreaks in the past. *Dermatol Ther.* 2020 Jul;33(4):e13343. doi: 10.1111/dth.13343. Epub 2020 Apr 20. PMID: 32222113.

104: Abdelmaksoud A, Kroumpouzou G, Jafferany M, Lotti T, Sadoughifar R, Goldust M. COVID-19 in the pediatric population. *Dermatol Ther.* 2020 Jul;33(4):e13339. doi: 10.1111/dth.13339. Epub 2020 Apr 9. PMID: 32222027.

105: Gupta M, Abdelmaksoud A, Jafferany M, Lotti T, Sadoughifar R, Goldust M. COVID-19 and economy. *Dermatol Ther.* 2020 Jul;33(4):e13329. doi: 10.1111/dth.13329. Epub 2020 Apr 8. PMID: 32216130; PMCID: PMC7228404.

106: Wollina U, França K, Lotti T, Tirant M. Adjuvant treatment of chronic plaque psoriasis in adults by a herbal combination: Open German trial and review of the literature. *Dermatol Ther.* 2020 Jul;33(4):e12624. doi: 10.1111/dth.12624. Epub 2018 Sep 2. PMID: 30175556.

107: Murrell DF, Rudnicka L, Shivakumar S, Kassir M, Jafferany M, Galadari H, Lotti T, Sadoughifar R, Sitkowska Z, Goldust M. Biologics and Small Molecules in the Treatment of COVID-19. *J Drugs Dermatol.* 2020 Jun 1;19(6):673-675. PMID: 32574020.

108: Kassir M, Karagaiah P, Sonthalia S, Katsambas A, Galadari H, Gupta M, Lotti T, Wollina U, Abdelmaksoud A, Grabbe S, Goldust M. Selective RAR agonists for acne vulgaris: A narrative review. *J Cosmet Dermatol.* 2020 Jun;19(6):1278-1283. doi: 10.1111/jocd.13340. Epub 2020 Feb 26. PMID: 32100454.

109: Rahmatpour Rokni G, Sonthalia S, Rathod D, Lotti T, Goldust M. Eosinophilic ulcer mimicking malignancy of the lower lip: A case report. *Clin Case Rep.* 2020 Mar 3;8(5):804-807. doi: 10.1002/ccr3.2746. PMID: 32477521; PMCID: PMC7250973.

110: Fioranelli M, Sepehri A, Rocchia MG, Carolina AJ, Binic I, Golubovic M, Tirant M, Van Thuong N, Sigova J, Lotti T, Beesham A. A new medical imaging technique for diagnosing dermatologic diseases: A clue to treatment choices. *Dermatol Ther.* 2020 May;33(3):e13405. doi: 10.1111/dth.13405. Epub 2020 May 2. PMID: 32314855.

111: Rodighiero E, Bertolani M, Saleri R, Pedrazzi G, Lotti T, Feliciani C, Satolli F. Do acne treatments affect insulin-like growth factor-1 serum levels? A clinical and laboratory study on patients with acne vulgaris. *Dermatol Ther.* 2020 May;33(3):e13439. doi: 10.1111/dth.13439. Epub 2020 May 19. PMID: 32306454.

112: Amori P, Vitiello G, Cancelli A, Sadoughifar R, Jafferany M, Tirant M, Nguyen VT, Lotti T. Advanced fractional radiofrequency for the rejuvenation of face, neck, and décolleté. *Dermatol Ther.* 2020 May;33(3):e13402. doi: 10.1111/dth.13402. Epub 2020 Apr 20. PMID: 32283568.

113: Tirant M, Scala J, Jafferany M, Goldust M, Sadoughifar R, Lotti T. Therapeutic and etiologic considerations related to blood group and triggers in psoriasis-A retrospective study. *Dermatol Ther.* 2020 May;33(3):e13401. doi: 10.1111/dth.13401. Epub 2020 Apr 28. PMID: 32279419.

114: Dhurat R, Sharma A, Rudnicka L, Kroumpouzou G, Kassir M, Galadari H, Wollina U, Lotti T, Golubovic M, Binic I, Grabbe S, Goldust M. 5-Alpha reductase inhibitors in androgenetic alopecia: Shifting paradigms, current concepts, comparative efficacy, and safety. *Dermatol Ther.* 2020 May;33(3):e13379. doi: 10.1111/dth.13379. Epub 2020 Apr 24. PMID: 32279398.

115: Marino F, Cosentino M, Legnaro M, Luini A, Sigova J, Mocchi R, Lotti T, Zerbinati N. Immune profile of hyaluronic acid hydrogel polyethylene glycol crosslinked: An in vitro evaluation in human polymorphonuclear leukocytes. *Dermatol Ther.* 2020 May;33(3):e13388. doi: 10.1111/dth.13388. Epub 2020 May 8.

PMID: 32277559.

116: Zerbinati N, d'Este E, Farina A, Cornaglia AI, Jafferany M, Golubovic M, Binic I, Sigova J, Van Thuong N, Tirant M, Riva F, Protasoni M, Rauso R, Lotti T, Calligaro A. Remodeling of collagen constituting interlobular septa of subcutaneous adipose tissue following microwaves application. *Dermatol Ther.* 2020 May;33(3):e13362. doi: 10.1111/dth.13362. Epub 2020 Apr 8. PMID: 32239616.

117: Trapeznikova TV, Pisklakova TP, Khomchenko VV, Kalashnikova NG, Lotti T, Jafferany M. New technology for coagulation of dilated vessels using the combined effects of several modes of generation and wavelengths in one laser pulse for the treatment of pediatric hemangiomas: Open prospective study. *Dermatol Ther.* 2020 May;33(3):e13341. doi: 10.1111/dth.13341. Epub 2020 Apr 8. PMID: 32222107.

118: Fölster-Holst R, Kazeminejad A, Rokni GR, Lotti T, Goren A, Goldust M. STAT3-mutated hyperimmunoglobulin E syndrome with perianal skin tags and erosions: A case report. *Dermatol Ther.* 2020 May;33(3):e13333. doi: 10.1111/dth.13333. Epub 2020 Apr 3. PMID: 32219963.

119: Rathod D, Foroughi A, Mekokishvili L, Wollina U, Lotti T, Rajan A, Goldust M. A cross-sectional, multi-center study on treatment of facial acne scars with low-energy double-pass 1450-nm diode laser. *Dermatol Ther.* 2020 May;33(3):e13326. doi: 10.1111/dth.13326. Epub 2020 Mar 31. PMID: 32208551.

120: Rahmatpour Rokni G, Gupta M, Lotti T, Lallas A, Mirabi A, Yekekar S, Goldust M. Penile burn due to sulfuric acid: A case report. *Dermatol Ther.* 2020 May;33(3):e13324. doi: 10.1111/dth.13324. Epub 2020 Mar 29. PMID: 32196835.

121: Kassir M, Kroumpouzou G, Puja P, Katsambas A, Galadari H, Lotti T, Abdelmaksoud A, Grabbe S, Juchems E, Goldust M. Update in minimally invasive periorbital rejuvenation with a focus on platelet-rich plasma: A narrative

review. *J Cosmet Dermatol*. 2020 May;19(5):1057-1062. doi: 10.1111/jocd.13376. Epub 2020 Mar 17. PMID: 32181588.

122: Malev V, Lotti T, Tchernev G. Multiple SCCs arising in the gluteal area from patient with short disease duration of hidradenitis suppurativa (hurley I-II): Surgical approach with favorable outcome. *Dermatol Ther*. 2020 May;33(3):e13302. doi: 10.1111/dth.13302. Epub 2020 Mar 20. PMID: 32157779.

123: Fioranelli M, Jafferany M, Wollina U, Tirant M, Van Thuong N, Lotti T. New local treatments for different types of melasma: Vascular type vs nonvascular type. A randomized polycentric study. *Dermatol Ther*. 2020 May;33(3):e13300. doi: 10.1111/dth.13300. Epub 2020 Mar 22. PMID: 32157765.

124: Fölster-Holst R, Rahmatpour Rokni G, Bagot M, Lallas A, Szepietowski J, Lotti T, Goldust M. Uncommon presentation of pigmented paraungual basal cell carcinoma on the first toe treated with total excision. *Dermatol Ther*. 2020 May;33(3):e13289. doi: 10.1111/dth.13289. Epub 2020 Mar 9. PMID: 32125744.

125: Gupta M, Lotti T, Goldust M. Alopecia areata and isotretinoin; coincidence or causal relation. *Dermatol Ther*. 2020 May;33(3):e13280. doi: 10.1111/dth.13280. Epub 2020 Feb 28. PMID: 32083770.

126: Ruggiero F, Carretti E, Gori R, Lotti T, Lubello C. Monitoring of degradation of starch-based biopolymer film under different composting conditions, using TGA, FTIR and SEM analysis. *Chemosphere*. 2020 May;246:125770. doi: 10.1016/j.chemosphere.2019.125770. Epub 2019 Dec 30. PMID: 31901665.

127: Kassir M, Arora G, Galadari H, Kroumpouzou G, Katsambas A, Lotti T, Piccolo D, Grabbe S, Juchems E, Goldust M. Efficacy of 595- and 1319-nm pulsed dye laser in the treatment of acne vulgaris: a narrative review. *J Cosmet Laser Ther*. 2020 Apr 2;22(3):111-114. doi: 10.1080/14764172.2020.1774063. Epub 2020 Jun 9. PMID: 32516014.

128: Lotti T, Agarwal K, Podder I, Satolli F, Kassir M, Schwartz RA, Wollina U, Grabbe S, Navarini AA, Mueller SM, Goldust M. Safety of the current drug treatments for vitiligo. *Expert Opin Drug Saf.* 2020 Apr;19(4):499-511. doi: 10.1080/14740338.2020.1729737. Epub 2020 Mar 16. PMID: 32067513.

129: Goldust M, Rahmatpour Rokni G, Gupta M, Lotti T, Bathaei M. Failure of response to combination therapy of adalimumab and infliximab in a recalcitrant patient of severe psoriasis and major thalassemia: A case report. *Clin Case Rep.* 2020 Feb 3;8(3):550-552. doi: 10.1002/ccr3.2696. PMID: 32185057; PMCID: PMC7069844.

130: Kalashnikova NG, Lotti T, Urakova DS, Jafferany M. Treatment of psoriatic skin lesions with a new Er:Yag laser technology: A case series study. *Dermatol Ther.* 2020 Mar;33(2):e13264. doi: 10.1111/dth.13264. Epub 2020 Feb 24. PMID: 32096324.

131: Kassir M, Kroumpouzou G, Wollina U, Lotti T, Abdelmaksoud A, Goldust M. Pharmaceutical promotion and guided-prescription in low- and middle-income countries: A need for new regulations. *Dermatol Ther.* 2020 Mar;33(2):e13271. doi: 10.1111/dth.13271. Epub 2020 Feb 19. PMID: 32061010.

132: Tchernev G, Malev V, Patterson JW, Lotti T. A novel surgical margin (1 cm) might be from benefit for patients with dysplastic nevi, thin melanomas, and melanoma in situ: Analysis based on clinical cases. *Dermatol Ther.* 2020 Mar;33(2):e13261. doi: 10.1111/dth.13261. Epub 2020 Feb 17. PMID: 32043684.

133: Abdelmaksoud A, Lotti T, Anadolu R, Goldust M, Ayhan E, Dave DD, Vestita M, Ebik B, Gupta M. Low dose of isotretinoin: A comprehensive review. *Dermatol Ther.* 2020 Mar;33(2):e13251. doi: 10.1111/dth.13251. Epub 2020 Feb 20. PMID: 32022958.

134: Karagaiah P, Valle Y, Sigova J, Zerbinati N, Vojvodic P, Parsad D, Schwartz RA, Grabbe S, Goldust M, Lotti T. Emerging drugs for the treatment of vitiligo. *Expert Opin Emerg Drugs*. 2020 Mar;25(1):7-24. doi: 10.1080/14728214.2020.1712358. Epub 2020 Feb 3. PMID: 31958256.

135: Agarwal K, Podder I, Kassir M, Vojvodic A, Schwartz RA, Wollina U, Valle Y, Lotti T, Rokni GR, Grabbe S, Goldust M. Therapeutic options in vitiligo with special emphasis on immunomodulators: A comprehensive update with review of literature. *Dermatol Ther*. 2020 Mar;33(2):e13215. doi: 10.1111/dth.13215. Epub 2020 Jan 12. PMID: 31891450.

136: Murrell DF, Kassir M, Lotti T, Wollina U, Abdelmaksoud A, Goldust M. Predatory journals: The silent intruder. *Dermatol Ther*. 2020 Mar;33(2):e13214. doi: 10.1111/dth.13214. Epub 2020 Jan 5. PMID: 31891439.

137: Kassir M, Gupta M, Galadari H, Kroumpouzou G, Katsambas A, Lotti T, Vojvodic A, Grabbe S, Juchems E, Goldust M. Complications of botulinum toxin and fillers: A narrative review. *J Cosmet Dermatol*. 2020 Mar;19(3):570-573. doi: 10.1111/jocd.13266. Epub 2019 Dec 30. PMID: 31889407.

138: Campo R, Sguanci S, Caffaz S, Mazzoli L, Ramazzotti M, Lubello C, Lotti T. Efficient carbon, nitrogen and phosphorus removal from low C/N real domestic wastewater with aerobic granular sludge. *Bioresour Technol*. 2020 Feb 7;305:122961. doi: 10.1016/j.biortech.2020.122961. Epub ahead of print. PMID: 32193063.

139: Lotti T, Burzi O, Scaglione D, Ramos CA, Ficara E, Pérez J, Carrera J. Corrigendum to "Two-stage granular sludge partial nitrification/anammox process for the treatment of digestate from the anaerobic digestion of the organic fraction of municipal solid waste". [*Waste Manage*. 100 (2019) 36-44]. *Waste Manag*. 2020 Feb 1;102:949. doi: 10.1016/j.wasman.2019.11.030. Epub 2019 Nov 30. Erratum for: *Waste Manag*. 2019 Dec;100:36-44. PMID: 31791888.

140: Zucchi A, Rovesti M, Satolli F, Bertolani M, Gandolfi M, Lotti T, Feliciani C. Simplified Removal of the Donati Stitch. *Dermatol Surg*. 2020 Feb;46(2):281-282. doi: 10.1097/DSS.0000000000001864. PMID: 30893181.

141: Sadoughifar R, Goldust M, Scala J, Fioranelli M, Van Thuong N, Tirant M, Salimi A, Lomonosov KM, Lotti T. Acne scars treatment: A new topical successful proposal. *J Biol Regul Homeost Agents*. 2020 Sep-Oct;;34(5):1837-1838. doi: 10.23812/20-445-L. PMID: 33108864.

142: Temelkova I, Lotti T, Cardoso JC, Vojvodic A, Tchernev G. Reverdin skin grafting as adequate approach for squamous cell carcinoma of the temporal region. *Dermatol Ther*. 2020 Jan;33(1):e13199. doi: 10.1111/dth.13199. Epub 2020 Jan 8. PMID: 31854485.

143: Tchernev G, Patterson JW, Wollina U, Lotti T, Temelkova I. Granulomatous slack skin mycosis fungoides developing simultaneously with sarcoid-like lesions in a patient with repeated anabolic injections in the past? *Dermatol Ther*. 2020 Jan;33(1):e13200. doi: 10.1111/dth.13200. Epub 2020 Jan 6. PMID: 31854482.

144: Lotti T, Tirant M, Said AR, Albzour BM, Santiago M, Agrawal M, Dutta A, Nguyen VT, Vadalà M, Palmieri B, Vojvodic A, Fioranelli M. Clinical updating study at 3 years on 278 patients treated by modern artificial hair implant technique (automatic biofibre®). *Dermatol Ther*. 2020 Jan;33(1):e13194. doi: 10.1111/dth.13194. Epub 2020 Jan 2. PMID: 31846144.

145: Nowroozpoor Dailami K, Hosseini A, Rahmatpour Rokni G, Saeedi M, Morteza-Semnani K, Sadeghi Z, Ghasemzadeh Diva SM, Goldust M, Lotti T, Vojvodic A, Goren A, Sonthalia S, Rathod D. Efficacy of topical latanoprost in the treatment of eyelid vitiligo: A randomized, double-blind clinical trial study. *Dermatol Ther*. 2020 Jan;33(1):e13175. doi: 10.1111/dth.13175. Epub 2019 Dec 26. PMID: 31758835.

146: Nsenga Kumwimba M, Lotti T, Şenel E, Li X, Suanon F. Anammox-based processes: How far have we come and what work remains? A review by bibliometric analysis. *Chemosphere*. 2020 Jan;238:124627. doi:

10.1016/j.chemosphere.2019.124627. Epub 2019 Aug 26. PMID: 31548173.

147: Tan Y, Wei L, Zhang Y, Goren A, McCoy J, Stanimirovic A, Lotti T, Kovacevic M. Non-ablative radio frequency for the treatment of androgenetic alopecia. *Acta Dermatovenerol Alp Pannonica Adriat*. 2019 Dec;28(4):169-171. PMID: 31855270.

148: Lotti T, Burzi O, Scaglione D, Ramos CA, Ficara E, Pérez J, Carrera J. Two-stage granular sludge partial nitrification/anammox process for the treatment of digestate from the anaerobic digestion of the organic fraction of municipal solid waste. *Waste Manag*. 2019 Dec;100:36-44. doi: 10.1016/j.wasman.2019.08.044. Epub 2019 Sep 26. Erratum in: *Waste Manag*. 2020 Feb 1;102:949. PMID: 31505402.

149: Barygina V, Becatti M, Prignano F, Lotti T, Taddei N, Fiorillo C. Fibroblasts to Keratinocytes Redox Signaling: The Possible Role of ROS in Psoriatic Plaque Formation. *Antioxidants (Basel)*. 2019 Nov 18;8(11):566. doi: 10.3390/antiox8110566. PMID: 31752190; PMCID: PMC6912201.

150: Zerbinati N, Rauso R, Protasoni M, D'Este E, Esposito C, Lotti T, Tirant M, Van Thuong N, Mocchi R, Zerbinati U, Calligaro A, Vojvodic A. Pegylated hyaluronic acid filler enriched with calcium hydroxyapatite treatment of human skin: collagen renewal demonstrated through morphometric computerized analysis. *J Biol Regul Homeost Agents*. 2019 Nov-Dec;33(6):1967-1971. doi: 10.23812/19-250-L. PMID: 31920061.

151: Martina V, Gallo A, Tarantino E, Esposito C, Zerbinati U, Mocchi R, Monticelli D, Lotti T, Tirant M, Van Thuong N, Rauso R, Zerbinati N. Viscoelastic properties and thermodynamic balance improvement of a hyaluronic acid hydrogel enriched with proline and glycine. *J Biol Regul Homeost Agents*. 2019 Nov-Dec;33(6):1955-1959. doi: 10.23812/19-252-L. PMID: 31793281.

152: González IP, Leibaschoff G, Esposito C, Cipolla G, Bader A, Lotti T, Tirant M, Van Thuong N, Ramo Abdulkader M, Rauso R, Serafin D, Vojvodic A, Zerbinati N. Genitourinary syndrome of menopause and the role of biostimulation with non-cross-linked injectable hyaluronic acid plus calcium hydroxyapatite. *J Biol Regul Homeost Agents*. 2019 Nov-Dec;33(6):1961-1966. doi: 10.23812/19-251-L.. PMID: 31782291.

153: Cantisani C, Amori P, Vitiello G, Tirant M, Thuong VN, Lotti T, Matovic D, Hajzler ZP, Vojvodic A. Nonsurgical blepharoplasty. *Dermatol Ther*. 2019 Nov;32(6):e13119. doi: 10.1111/dth.13119. Epub 2019 Nov 19. PMID: 31606942.

154: Vojvodic A, Lotti T, Ruggiero G, Mulas P, Pierleoni M, Rubio AD, Amato S, Schwartz RA, Milioto M, Hajzler ZP, Ma L, Sigova J, Lupo MP, Badawi A, Badr BAE, Gola M, Konnikov N, Arcangeli F. X interactive course "Dermatologia Pediatrica del Mediterraneo" June 30-July 5, 2019, Suvaki Village, Pantelleria Island. *Dermatol Ther*. 2019 Nov;32(6):e13105. doi: 10.1111/dth.13105. Epub 2019 Nov 28. PMID: 31587453.

155: Abdelmaksoud A, Vojvodic A, Ayhan E, Dönmezdil S, Jovicevic TV, Vojvodic P, Lotti T, Vestita M. Depression, isotretinoin, and folic acid: A practical review. *Dermatol Ther*. 2019 Nov;32(6):e13104. doi: 10.1111/dth.13104. Epub 2019 Oct 14. PMID: 31587447.

156: Valle Y, Van Thuong N, Tirant M, Lomonosov K, Lotti T, Vojvodic A. How the globe celebrated World Vitiligo Day 2019. *Dermatol Ther*. 2019 Nov;32(6):e13085. doi: 10.1111/dth.13085. Epub 2019 Oct 9. PMID: 31505098.

157: Satolli F, de Felici del Giudice MB, Bertolani M, Ricci R, Lotti T, Zucchi A, Feliciani C. BAP1 Tumour Predisposition Syndrome: A New Mutation in One Family. *Acta Derm Venereol*. 2019 Oct 1;99(11):1045-1046. doi: 10.2340/00015555-3267. PMID: 31314123.

158: Fioranelli M, Sepehri A, Rocchia MG, Rossi C, Lotti J, Barygina V, Vojvodic P, Vojvodic A, Vlaskovic-Jovicevic T, Vojvodic J, Dimitrijevic S, Peric-Hajzler Z, Matovic D, Sijan G, Wollina U, Tirant M, Thuong NV, Lotti T. A Mathematical Model for the Signal of Death and Emergence of Mind Out of Brain in Izhikevich Neuron Model. *Open Access Maced J Med Sci.* 2019 Sep 11;7(18):3121-3126. doi: 10.3889/oamjms.2019.774. Retraction in: *Open Access Maced J Med Sci.* 2020 Sep 30;8(B):573. PMID: 31850137; PMCID: PMC6910805.

159: Vojvodic P, Vlaskovic-Jovicevic T, Vojvodic J, Vojvodic A, Sijan G, Dimitrijevic S, Peric-Hajzler Z, Matovic D, Wollina U, Tirant M, Thuong NV, Fioranelli M, Lotti T. Psychotherapy Role in Treatment of Chronic Spontaneous Urticaria in a 32 Years Old Female Patient. *Open Access Maced J Med Sci.* 2019 Aug 30;7(18):3118-3120. doi: 10.3889/oamjms.2019.773. PMID: 31850136; PMCID: PMC6910793.

160: Fioranelli M, Sepehri A, Rocchia MG, Linda C, Rossi C, Dawodo A, Vojvodic P, Lotti J, Barygina V, Vojvodic A, Wollina U, Tirant M, Thuong NV, Lotti T. Formation of Neural Circuits in an Expanded Version of Darwin's Theory: Effects of DNAs in Extra Dimensions and within the Earth's Core on Neural Networks. *Open Access Maced J Med Sci.* 2019 Sep 10;7(18):3113-3117. doi: 10.3889/oamjms.2019.769. PMID: 31850135; PMCID: PMC6910808.

161: Vojvodic A, Vojvodic P, Vlaskovic-Jovicevic T, Sijan G, Dimitrijevic S, Peric-Hajzler Z, Matovic D, Wollina U, Tirant M, Thuong NV, Fioranelli M, Lotti T. Beta Blockers and Melanoma. *Open Access Maced J Med Sci.* 2019 Aug 30;7(18):3110-3112. doi: 10.3889/oamjms.2019.781. PMID: 31850134; PMCID: PMC6910815.

162: Fioranelli M, Sepehri A, Rocchia MG, Rossi C, Vojvodic P, Lotti J, Barygina V, Vojvodic A, Wollina U, Tirant M, Thuong NV, Dimitrijevic S, Sijan G, Peric-Hajzler Z, Matovic D, Vlaskovic-Jovicevic T, Lotti T. In Ovo Sexing of Chicken

Eggs by Virus Spectroscopy. Open Access Maced J Med Sci. 2019 Sep 12;7(18):3106-3109. doi: 10.3889/oamjms.2019.768. PMID: 31850133; PMCID: PMC6910803.

163: Djokic G, Vojvodić P, Korcok D, Agic A, Rankovic A, Djordjevic V, Vojvodic A, Vlaskovic-Jovicevic T, Peric-Hajzler Z, Matovic D, Vojvodic J, Sijan G, Wollina U, Tirant M, Thuong NV, Fioranelli M, Lotti T. The Effects of Magnesium - Melatonin - Vit B Complex Supplementation in Treatment of Insomnia. Open Access Maced J Med Sci. 2019 Aug 30;7(18):3101-3105. doi: 10.3889/oamjms.2019.771. PMID: 31850132; PMCID: PMC6910806.

164: Fioranelli M, Sepehri A, Rocchia MG, Rossi C, Lotti J, Vojvodic P, Barygina V, Vojvodic A, Vlaskovic-Jovicevic T, Peric-Hajzler Z, Matovic D, Vojvodic J, Dimitrijevic S, Sijan G, Wollina U, Tirant M, Thuong NV, Lotti T. DNA Waves and Their Applications in Biology. Open Access Maced J Med Sci. 2019 Sep 11;7(18):3096-3100. doi: 10.3889/oamjms.2019.767. Retraction in: Open Access Maced J Med Sci. 2020 Sep 30;8(B):573. PMID: 31850131; PMCID: PMC6910796.

165: Wollina U, Mühle D, Lotti T, Vojvodic A. Anetoderma Schweninger-Buzzi: Two Case Reports. Open Access Maced J Med Sci. 2019 Aug 19;7(18):3093-3095. doi: 10.3889/oamjms.2019.560. PMID: 31850130; PMCID: PMC6910789.

166: Scala J, Vojvodic A, Vojvodic P, Vlaskovic-Jovicevic T, Peric-Hajzler Z, Matovic D, Dimitrijevic S, Vojvodic J, Sijan G, Stepic N, Wollina U, Tirant M, Thuong NV, Fioranelli M, Lotti T. New Trends in Cutaneous Melanoma Surgery. Open Access Maced J Med Sci. 2019 Sep 14;7(18):3090-3092. doi: 10.3889/oamjms.2019.828. PMID: 31850129; PMCID: PMC6910799.

167: Fioranelli M, Sepehri A, Rocchia MG, Linda C, Rossi C, Dawodo A, Vojvodic P, Lotti J, Barygina V, Vojvodic A, Wollina U, Tirant M, Thuong NV, Lotti T. Recovery of Brain in Chick Embryos by Growing Second Heart and Brain. Open Access Maced J Med Sci. 2019 Aug 30;7(18):3085-3089. doi:

10.3889/oamjms.2019.777. Retraction in: Open Access Maced J Med Sci. 2020 Sep 30;8(B):573. PMID: 31850128; PMCID: PMC6910787.

168: Wollina U, Hansel G, Lotti T, Tchernev G, Vojvodic A, Temelkova I.

Acanthosis Nigricans - A Two-Sided Coin: Consider Metabolic Syndrome and

Malignancies! Open Access Maced J Med Sci. 2019 May 13;7(18):3081-3084. doi:

10.3889/oamjms.2019.258. PMID: 31850127; PMCID: PMC6910804.

169: Fioranelli M, Sepehri A, Roccia MG, Linda C, Rossi C, Vojvodic P, Lotti J,

Barygina V, Vojvodic A, Wollina U, Tirant M, Thuong NV, Lotti T. A Black Hole at

the Center of Earth Plays the Role of the Biggest System of Telecommunication

for Connecting DNAs, Dark DNAs and Molecules of Water on 4+N- Dimensional

Manifold. Open Access Maced J Med Sci. 2019 Aug 30;7(18):3073-3080. doi:

10.3889/oamjms.2019.776. Retraction in: Open Access Maced J Med Sci. 2020 Sep

30;8(B):573. PMID: 31850126; PMCID: PMC6910781.

170: Wollina U, Hansel G, Lotti T, Vojvodic A. Successful Treatment of a

Widespread Pemphigus Chronicus Familiaris (Hailey-Hailey) By Erbium-YAG-Laser.

Open Access Maced J Med Sci. 2019 Aug 30;7(18):3070-3072. doi:

10.3889/oamjms.2019.764. PMID: 31850125; PMCID: PMC6910780.

171: Vojvodic J, Mihajlovic G, Vojvodic P, Radomirovic D, Vojvodic A, Vlaskovic-

Jovicevic T, Peric-Hajzler Z, Matovic D, Dimitrijevic S, Sijan G, Roccia MG,

Fioranelli M, Lotti T. The Impact of Immunological Factors on Depression

Treatment - Relation Between Antidepressants and Immunomodulation Agents. Open

Access Maced J Med Sci. 2019 Sep 12;7(18):3064-3069. doi:

10.3889/oamjms.2019.779. PMID: 31850124; PMCID: PMC6910782.

172: Wollina U, Krönert C, Schönlebe J, Vojvodic A, Lotti T. Giant Squamous Cell

Carcinoma on Chronic Lichen Planus on the Ankle - A Case Report and Short

Literature Review. Open Access Maced J Med Sci. 2019 Aug 19;7(18):3061-3063.

doi: 10.3889/oamjms.2019.553. PMID: 31850123; PMCID: PMC6910792.

173: Fioranelli M, Sepehri A, Rocchia MG, Linda C, Rossi C, Dawodo A, Vojvodic P, Lotti J, Barygina V, Vojvodic A, Wollina U, Tirant M, Van TN, Lotti T. Clinical Applications of System Regulation Medicine. Open Access Maced J Med Sci. 2019 Sep 14;7(18):3053-3060. doi: 10.3889/oamjms.2019.775. PMID: 31850122; PMCID: PMC6910802.

174: Vojvodic A, Vlaskovic-Jovicevic T, Vojvodic P, Vojvodic J, Goldust M, Peric-Hajzler Z, Matovic D, Sijan G, Stepic N, Wollina U, Fioranelli M, Tirant M, Nguyen VT, Lotti T. Melanoma and Mastocytosis. Open Access Maced J Med Sci. 2019 Aug 30;7(18):3050-3052. doi: 10.3889/oamjms.2019.772. PMID: 31850121; PMCID: PMC6910818.

175: Wollina U, Lotti T, Vojvotic A, Nowak A. Dermatoporosis - The Chronic Cutaneous Fragility Syndrome. Open Access Maced J Med Sci. 2019 Aug 30;7(18):3046-3049. doi: 10.3889/oamjms.2019.766. PMID: 31850120; PMCID: PMC6910795.

176: Vojvodic A, Vlaskovic-Jovicevic T, Vojvodic P, Vojvodic J, Goldust M, Peric-Hajzler Z, Matovic D, Sijan G, Stepic N, Nguyen VT, Tirant M, Wollina U, Lotti T, Fioranelli M. Psychological Impact of Melanoma, How to Detect, Support and Help. Open Access Maced J Med Sci. 2019 Aug 30;7(18):3043-3045. doi: 10.3889/oamjms.2019.770. PMID: 31850119; PMCID: PMC6910785.

177: Wollina U, Krönert C, Koch A, Schönlebe J, Vojvodic A, Lotti T. Erythema Elevatum Diutinum - Two Case Reports, Two Different Clinical Presentations, and a Short Literature Review. Open Access Maced J Med Sci. 2019 Aug 30;7(18):3039-3042. doi: 10.3889/oamjms.2019.765. PMID: 31850118; PMCID: PMC6910801.

178: Vojvodic A, Peric-Hajzler Z, Matovic D, Vojvodic P, Vlaskovic-Jovicevic T, Sijan G, Dimitrijevic S, Stepic N, Wollina U, Badr BAE, Badawi A, Goldust M,

Tirant M, Nguyen VT, Fioranelli M, Lotti T. Gut Microbiota and the Alteration of Immune Balance in Skin Diseases: From Nutraceuticals to Fecal Transplantation. Open Access Maced J Med Sci. 2019 Sep 12;7(18):3034-3038. doi: 10.3889/oamjms.2019.827. PMID: 31850117; PMCID: PMC6910798.

179: Koch A, Schönlebe J, Vojvodic A, Lotti T, Wollina U. Multiple Cutaneous Leiomyomas with Uterus Myomatosis (MCUL) - Two Case Reports and One New Mutation of FH Gene. Open Access Maced J Med Sci. 2019 Jul 30;7(18):3026-3029. doi: 10.3889/oamjms.2019.625. PMID: 31850115; PMCID: PMC6910784.

180: Wollina U, Tirant M, Vojvodic A, Lotti T. Treatment of Psoriasis: Novel Approaches to Topical Delivery. Open Access Maced J Med Sci. 2019 Aug 30;7(18):3018-3025. doi: 10.3889/oamjms.2019.414. PMID: 31850114; PMCID: PMC6910788.

181: Wollina U, Tirant M, Vojvodic A, Nardo VD, Lotti T. Unilateral Pseudo-Ainhum in Liver Cirrhosis. Open Access Maced J Med Sci. 2019 Sep 10;7(18):3013-3014. doi: 10.3889/oamjms.2019.681. PMID: 31850112; PMCID: PMC6910809.

182: Koch A, Krönert C, Lotti T, Vojvodic A, Wollina U. Adult Measles - Case Reports of a Highly Contagious Disease. Open Access Maced J Med Sci. 2019 Jun 30;7(18):3009-3012. doi: 10.3889/oamjms.2019.540. PMID: 31850111; PMCID: PMC6910791.

183: Wollina U, Schmidt N, Schönlebe J, Vojvodic A, Hansel G, Koch A, Lotti T. Large B - Cell Lymphoma of the Leg - Unfavourable Course with Rituximab/Bendamustin. Open Access Maced J Med Sci. 2019 Jun 30;7(18):3006-3008. doi: 10.3889/oamjms.2019.565. PMID: 31850110; PMCID: PMC6910811.

184: Heinig B, Vojvodic A, Lotti T, Tirant M, Wollina U. Wells Syndrome - An Odyssey. Open Access Maced J Med Sci. 2019 Jun 30;7(18):3002-3005. doi:

10.3889/oamjms.2019.572. PMID: 31850109; PMCID: PMC6910816.

185: Wollina U, Bitel A, Vojvodic A, Lotti T. Rosacea Flare - Up after Photodynamic Therapy (PDT) for Field Cancerization and a Review on Adverse Events with PDT in General. Open Access Maced J Med Sci. 2019 Aug 20;7(18):2998-3001. doi: 10.3889/oamjms.2019.536. PMID: 31850108; PMCID: PMC6910807.

186: Zerbinati N, d'Este E, Cornaglia AI, Riva F, Farina A, Calligaro A, Gallo G, Perrotta ER, Protasoni M, Bonan P, Vojvodic A, Fioranelli M, Thuong NV, Lotti T, Tirant M, Vojvodic P. New System Delivering Microwaves Energy for Inducing Subcutaneous Fat Reduction: In - Vivo Histological and Ultrastructural Evidence. Open Access Maced J Med Sci. 2019 Aug 30;7(18):2991-2997. doi: 10.3889/oamjms.2019.778. Retraction in: Open Access Maced J Med Sci. 2020 Sep 30;8(B):573. PMID: 31850107; PMCID: PMC6910790.

187: Wollina U, Hansel G, Schönlebe J, Temelkova I, Tchernev G, Vojvodic A, Lotti T, Tirant M. A Painful Step - Pendulating Plantar Eccrine Poroma. Open Access Maced J Med Sci. 2019 May 31;7(18):2988-2990. doi: 10.3889/oamjms.2019.464. PMID: 31850106; PMCID: PMC6910794.

188: Scala J, Vojvodic A, Vojvodic P, Vlaskovic-Jovicevic T, Peric-Hajzler Z, Matovic D, Dimitrijevic S, Vojvodic J, Sijan G, Stepic N, Wollina U, Tirant M, Thuong NV, Fioranelli M, Lotti T. Botulin Toxin Use in Rosacea and Facial Flushing Treatment. Open Access Maced J Med Sci. 2019 Aug 30;7(18):2985-2987. doi: 10.3889/oamjms.2019.784. PMID: 31850105; PMCID: PMC6910814.

189: Wollina U, Schönlebe J, Bujok V, Lotti T, Tchernev G, Temelkova I, Vojvodic A. Dermal Pleomorphic Sarcoma of the Scalp - Report of Two Cases. Open Access Maced J Med Sci. 2019 May 30;7(18):2982-2984. doi: 10.3889/oamjms.2019.274. PMID: 31850104; PMCID: PMC6910786.

190: Scala J, Vojvodic A, Vojvodic P, Vlaskovic-Jovicevic T, Peric-Hajzler Z, Matovic D, Dimitrijevic S, Vojvodic J, Sijan G, Stepic N, Wollina U, Tirant M, Thuong NV, Fioranelli M, Lotti T. Botulin Toxin Use in Scars/Keloids Treatment. Open Access Maced J Med Sci. 2019 Aug 30;7(18):2979-2981. doi: 10.3889/oamjms.2019.783. PMID: 31850103; PMCID: PMC6910812.

191: Wollina U, Koch A, Hansel G, Schönlebe J, Lotti T, Vojvodic A. Cutaneous Angiosarcoma of Head and Neck - A Single-Centre Analysis. Open Access Maced J Med Sci. 2019 Aug 30;7(18):2976-2978. doi: 10.3889/oamjms.2019.763. PMID: 31850102; PMCID: PMC6910783.

192: Vojvodic A, Tirant M, Nardo VD, Lotti T, Wollina U. Immunocompromised Districts of Skin: A Case Series and a Literature Review. Open Access Maced J Med Sci. 2019 Sep 10;7(18):2969-2975. doi: 10.3889/oamjms.2019.680. PMID: 31850101; PMCID: PMC6910813.

193: Wollina U, Hansel G, Schönlebe J, Heinig B, Temelkova I, Tchernev G, Vojvodic A, Lotti T. Eosinophilic Fasciitis - Report of Three Cases and Review of the Literature. Open Access Maced J Med Sci. 2019 May 15;7(18):2964-2968. doi: 10.3889/oamjms.2019.296. PMID: 31850100; PMCID: PMC6910797.

194: Scala J, Vojvodic A, Vojvodic P, Vlaskovic-Jovicevic T, Peric-Hajzler Z, Matovic D, Dimitrijevic S, Vojvodic J, Sijan G, Stepic N, Wollina U, Tirant M, Thuong NV, Fioranelli M, Lotti T. Autologous Fat Graft: Not Only an Aesthetic Solution. Open Access Maced J Med Sci. 2019 Aug 30;7(18):2961-2963. doi: 10.3889/oamjms.2019.781. PMID: 31850099; PMCID: PMC6910800.

195: Wawrzycki B, Krasowska D, Pietrzak A, Wielosz E, Majdan M, Lotti T. Urticarial rash, fever, and arthritis: A case of refractory Adult-onset Still's disease with good response to tocilizumab. Dermatol Ther. 2019 Sep;32(5):e13041. doi: 10.1111/dth.13041. Epub 2019 Aug 12. PMID: 31361930.

196: Vojvodic A, Tursen B, Tursen U, Van Thuong N, Valle Y, Tirant M, Lotti T, Kubanov A. Congress report of the XIX National Congress of the Russian Society of Dermatology and Venereology. *Dermatol Ther.* 2019 Sep;32(5):e13024. doi: 10.1111/dth.13024. Epub 2019 Jul 28. PMID: 31314955.

197: Abdelmaksoud A, Dave DD, Lotti T, Vestita M. Topical methotrexate 1% gel for treatment of vitiligo: A case report and review of the literature. *Dermatol Ther.* 2019 Sep;32(5):e13013. doi: 10.1111/dth.13013. Epub 2019 Jul 16. PMID: 31265164.

198: Lotti T, Carretti E, Berti D, Montis C, Del Buffa S, Lubello C, Feng C, Malpei F. Hydrogels formed by anammox extracellular polymeric substances: structural and mechanical insights. *Sci Rep.* 2019 Aug 12;9(1):11633. doi: 10.1038/s41598-019-47987-8. PMID: 31406144; PMCID: PMC6690907.

199: Wollina U, Tchernev G, Vojvodic A, Lotti T. Congress report first National Congress of the Bulgarian Society for dermatologic surgery, Sofia, 15th to 16th March 2019-Congress report. *Dermatol Ther.* 2019 Jul;32(4):e12955. doi: 10.1111/dth.12955. Epub 2019 May 21. PMID: 31070853.

200: Di Nardo V, Barygina V, França K, Tirant M, Valle Y, Lotti T. Functional nutrition as integrated approach in vitiligo management. *Dermatol Ther.* 2019 Jul;32(4):e12625. doi: 10.1111/dth.12625. Epub 2018 Aug 28. PMID: 30156053.

201: França K, Kumar A, Castillo D, Jafferany M, Hyczy da Costa Neto M, Damevska K, Wollina U, Lotti T. Trichotillomania (hair pulling disorder): Clinical characteristics, psychosocial aspects, treatment approaches, and ethical considerations. *Dermatol Ther.* 2019 Jul;32(4):e12622. doi: 10.1111/dth.12622. Epub 2018 Aug 28. PMID: 30152568.

202: Dehpouri T, Rokni GR, Narenjbon NA, Goldust M, Yamauchi PS, Wollina U, Lotti T, Kircik L, Lernia VGD, Sonthalia S, Vojvodic A, Szepietowski J,

Bahadoran P, Errichetti E, Cantisani C, Atzori L, Rezaee E, Kutlubay Z, Engin B, Nisticò S, Damiani G, Conic RRZ, Goren A, Čabrijan L, Tchernev G. Evaluation of the glyceamic effect of methotrexate in psoriatic arthritis patients with metabolic syndrome: A pilot study. *Dermatol Reports*. 2019 May 9;11(1):7965. doi: 10.4081/dr.2019.7965. PMID: 31210916; PMCID: PMC6547029.

203: Gandolfi M, Satolli F, Rovesti M, Zucchi A, Milani M, Lotti T, Feliciani C. Topical sinecatechins in the treatment of verrucae planae of the face. *Dermatol Ther*. 2019 May;32(3):e12891. doi: 10.1111/dth.12891. Epub 2019 Apr 29. PMID: 30945401.

204: Abdelmaksoud A, Vestita M, Lotti T. Valcyclovir as a potential therapy for mycosis fungoides and vitiligo in a zosteriform pattern. *Dermatol Ther*. 2019 May;32(3):e12870. doi: 10.1111/dth.12870. Epub 2019 Mar 22. PMID: 30838701.

205: Lotti T, Goren A, Verner I, D'Alessio PA, Franca K. Platelet rich plasma in androgenetic alopecia: A systematic review. *Dermatol Ther*. 2019 May;32(3):e12837. doi: 10.1111/dth.12837. Epub 2019 Mar 26. PMID: 30667146.

206: Lotti T, Carretti E, Berti D, Martina MR, Lubello C, Malpei F. Extraction, recovery and characterization of structural extracellular polymeric substances from anammox granular sludge. *J Environ Manage*. 2019 Apr 15;236:649-656. doi: 10.1016/j.jenvman.2019.01.054. Epub 2019 Feb 14. PMID: 30772722.

207: Rathod D, Weinberg JM, Yamauchi PS, Kircik LH, Wollina U, Lotti T, Goldust M. Successful Treatment of Refractory Plaque-Type Psoriasis and Psoriatic Arthritis With Guselkumab and Adalimumab Combination Therapy: A Case Report. *J Drugs Dermatol*. 2019 Apr 1;18(4):394-396. PMID: 31017383.

208: Seviour T, Derlon N, Dueholm MS, Flemming HC, Girbal-Neuhauser E, Horn H, Kjelleberg S, van Loosdrecht MCM, Lotti T, Malpei MF, Nerenberg R, Neu TR, Paul E, Yu H, Lin Y. Extracellular polymeric substances of biofilms: Suffering from

an identity crisis. *Water Res.* 2019 Mar 15;151:1-7. doi:
10.1016/j.watres.2018.11.020. Epub 2018 Nov 28. PMID: 30557778.

209: Bonan P, Marini L, Lotti T. Microwaves in body sculpting: A prospective study. *Dermatol Ther.* 2019 Mar;32(2):e12782. doi: 10.1111/dth.12782. Epub 2019 Jan 17. PMID: 30457194.

210: Rasaii S, Sohrabian N, Gianfaldoni S, Hadibarhaghtalab M, Pazyar N, Bakhshaeekia A, Lotti T, Ramirez-Pacheco LA, Lange CS, Matta J, Seifi V, Ramirez-Fort MK, Feily A. Intralesional triamcinolone alone or in combination with botulinum toxin A is ineffective for the treatment of formed keloid scar: A double blind controlled pilot study. *Dermatol Ther.* 2019 Mar;32(2):e12781. doi: 10.1111/dth.12781. Epub 2019 Jan 29. PMID: 30422367.

211: Xuan THT, Thi VB, Ngoc AT, Van ED, Dang QT, Van TN, Minh PPT, Thi LP, Huu ND, Gandolfi M, Satolli F, Feliciani C, Tirant M, Vojvodic A, Lotti T. Quality of Life in Psoriasis Vietnamese Patients Treated with Metformin in Combination with Methotrexate. *Open Access Maced J Med Sci.* 2019 Jan 27;7(2):302-303. doi: 10.3889/oamjms.2019.066. PMID: 30745987; PMCID: PMC6364721.

212: Minh VN, Thi VB, Van TC, Ngoc TN, Ngoc AT, Van ED, Gandolfi M, Satolli F, Feliciani C, Tirant M, Vojvodic A, Lotti T. The Relationship between HLA-B27, HLA-Cw06, HLA-DR7 and Psoriatic Arthritis in Vietnamese Patients: Disease Progression and Therapeutic Burden. *Open Access Maced J Med Sci.* 2019 Jan 27;7(2):300-301. doi: 10.3889/oamjms.2019.064. PMID: 30745986; PMCID: PMC6364717.

213: Huu ND, Huu SN, Thi XL, Van TN, Minh PPT, Minh TT, Van TH, Cam VT, Huyen ML, Hau KT, Gandolfi M, Satolli F, Feliciani C, Tirant M, Vojvodic A, Lotti T. Successful Treatment of Intralesional Bleomycin in Keloids of Vietnamese Population. *Open Access Maced J Med Sci.* 2019 Jan 29;7(2):298-299. doi: 10.3889/oamjms.2019.099. PMID: 30745985; PMCID: PMC6364735.

214: Minh PPT, Bich DD, Hai VNT, Van TN, Cam VT, Khang TH, Gandolfi M, Satolli F, Feliciani C, Tirant M, Vojvodic A, Lotti T. Microneedling Therapy for Atrophic Acne Scar: Effectiveness and Safety in Vietnamese Patients. Open Access Maced J Med Sci. 2019 Jan 29;7(2):293-297. doi: 10.3889/oamjms.2019.098. PMID: 30745984; PMCID: PMC6364723.

215: Thi PT, Lan AT, Ha PTT, Van TN, Minh PPT, Trong HN, Van TC, Huu ND, Cam VT, Huyen ML, Hau KT, Gandolfi M, Satolli F, Feliciani C, Tirant M, Vojvodic A, Lotti T. The Effectiveness of Oral Mini-Pulse Methylprednisolonein - the Treatment of Alopecia Areata in Vietnam. Open Access Maced J Med Sci. 2019 Jan 29;7(2):291-292. doi: 10.3889/oamjms.2019.097. PMID: 30745983; PMCID: PMC6364712.

216: Huu SN, Van CL, Van TN, Manh TN, Minh PPT, Hong SN, Huu ND, Cam VT, Cao KP, Hau KT, Gandolfi M, Satolli F, Feliciani C, Tirant M, Vojvodic A, Lotti T. Successful Treatment of Freckles by Alex Trivantage Laser Wavelength 755 nm in Vietnamese Patients. Open Access Maced J Med Sci. 2019 Jan 29;7(2):287-290. doi: 10.3889/oamjms.2019.096. PMID: 30745982; PMCID: PMC6364722.

217: Van TN, Minh TT, Huu DL, Huu SN, Thanh TV, Huu ND, Cam VT, Huyen ML, Hau KT, Trong HN, Gandolfi M, Satolli F, Feliciani C, Tirant M, Vojvodic A, Lotti T. Successful Treatment of Vitiligo Vietnamese Patients with Vitilinox[®] Herbal Bio-Actives in Combination with Phototherapy. Open Access Maced J Med Sci. 2019 Jan 29;7(2):283-286. doi: 10.3889/oamjms.2019.095. PMID: 30745981; PMCID: PMC6364738.

218: Van TLT, Minh PN, Thuy PTT, Gandolfi M, Satolli F, Feliciani C, Tirant M, Vojvodic A, Lotti T. Efficacy of Oral Low-Dose Isotretinoin in the Treatment of Acne Vulgaris in Vietnam. Open Access Maced J Med Sci. 2019 Jan 20;7(2):279-282. doi: 10.3889/oamjms.2019.094. PMID: 30745980; PMCID: PMC6364726.

219: Huu ND, Huu SN, Thi XL, Van TN, Minh PPT, Minh TT, Van TH, Cam VT, Huyen ML, Hau KT, Gandolfi M, Satolli F, Feliciani C, Tirant M, Vojvodic A, Lotti T. Successful Treatment of Intralesional Triamcilonon Acetonide Injection in Keloid Patients. Open Access Maced J Med Sci. 2019 Jan 28;7(2):275-278. doi: 10.3889/oamjms.2019.093. PMID: 30745979; PMCID: PMC6364710.

220: Cam VT, Van TN, Hau KT, Huu DL, Minh PPT, Huu SN, Minh TN, Gandolfi M, Satolli F, Feliciani C, Tirant M, Vojvodic A, Lotti T. Efficacy of Azole Antifungal in Treatment of Pityriasis Versicolor. Open Access Maced J Med Sci. 2019 Jan 28;7(2):272-274. doi: 10.3889/oamjms.2019.092. PMID: 30745978; PMCID: PMC6364740.

221: Huu SN, Quang MN, Van TN, Cao KP, Thu HDT, Thi LP, Cam VT, Huyen ML, Hau KT, Gandolfi M, Satolli F, Feliciani C, Tirant M, Vojvodic A, Lotti T. Efficacy of 10% Potassium Hydroxide Solution Versus 10% Salicylic Acid Ointment in Treatment of Molluscum Contagiosum - the Low - Cost Dermatologic Therapy in Vietnam. Open Access Maced J Med Sci. 2019 Jan 28;7(2):269-271. doi: 10.3889/oamjms.2019.090. PMID: 30745977; PMCID: PMC6364743.

222: Minh VN, Hau KT, Takashi M, Ha VN, Bao LH, Huyen ML, Huu DL, Van TN, Gandolfi M, Satolli F, Feliciani C, Tirant M, Vojvodic A, Lotti T. Efficacy of BAFF in Monitoring Treatment Response in Early Vietnamese Systemic Sclerosis Patients. Open Access Maced J Med Sci. 2019 Jan 28;7(2):264-268. doi: 10.3889/oamjms.2019.070. PMID: 30745976; PMCID: PMC6364724.

223: Thi HT, Thi LP, Van TN, Minh PPT, Trong HN, Van TC, Huu SN, Minh TT, Huu ND, Van TH, Cam VT, Huyen ML, Hau KT, Thanh TN, Thi PH, Thuy LN, Gandolfi M, Satolli F, Feliciani C, Tirant M, Vojvodic A, Lotti T. The Efficacy of a Two-Fold Increase of H1-Antihistamine in the Treatment of Chronic Urticaria - the Vietnamese Experience. Open Access Maced J Med Sci. 2019 Jan 28;7(2):259-263. doi: 10.3889/oamjms.2019.069. PMID: 30745975; PMCID: PMC6364734.

224: Thu HDT, Hong NDT, Van TN, Minh PPT, Van TH, Huu ND, Trong HN, Van TC, Ngoc TN, Hau KT, Gandolfi M, Satolli F, Feliciani C, Tirant M, Vojvodic A, Lotti T. The Decline of PUVA Therapy in Vietnam: Effective Treatment of Narrow Band UVB in Vietnamese Vitiligo Patients. Open Access Maced J Med Sci. 2019 Jan 28;7(2):256-258. doi: 10.3889/oamjms.2019.068. PMID: 30745974; PMCID: PMC6364711.

225: Van ED, Diem TP, Thi VB, Xuan THT, Tuan KL, Quynh TN, Thu TV, Van TN, Huu SN, Minh PPT, Huu ND, Van TH, Hau KT, Gandolfi M, Satolli F, Feliciani C, Tirant M, Vojvodic A, Lotti T. Successful Psoriasis Treatment Using NB-UVB with Methotrexate: The Vietnamese Experience. Open Access Maced J Med Sci. 2019 Jan 27;7(2):253-255. doi: 10.3889/oamjms.2019.065. PMID: 30745973; PMCID: PMC6364742.

226: Thi VB, Minh VN, Ngoc AT, Dang QT, Ngoc DL, Van ED, Van TN, Minh PPT, Thu HDT, Huu ND, Huyen ML, Hau KT, Gandolfi M, Satolli F, Feliciani C, Tirant M, Vojvodic A, Lotti T. Effectiveness, Safety and Tolerance of Methotrexate in Vietnamese Psoriatic Arthritis Patients. Open Access Maced J Med Sci. 2019 Jan 27;7(2):250-252. doi: 10.3889/oamjms.2019.063. PMID: 30745972; PMCID: PMC6364709.

227: Van TC, Ngoc KHT, Van TN, Hau KT, Gandolfi M, Satolli F, Feliciani C, Tirant M, Vojvodic A, Lotti T. Antifungal Susceptibility of Dermatophytes Isolated From Cutaneous Fungal Infections: The Vietnamese Experience. Open Access Maced J Med Sci. 2019 Jan 27;7(2):247-249. doi: 10.3889/oamjms.2019.062. PMID: 30745971; PMCID: PMC6364716.

228: Van TC, Tat TN, Lan AT, Van TN, Gandolfi M, Satolli F, Feliciani C, Tirant M, Vojvodic A, Lotti T. Superantigens of *Staphylococcus Aureus* Colonization in Atopic Dermatitis and Treatment Efficacy of Oral Cefuroxim in Vietnamese Patients. Open Access Maced J Med Sci. 2019 Jan 20;7(2):243-246. doi: 10.3889/oamjms.2019.061. PMID: 30745970; PMCID: PMC6364715.

229: Trong HN, Tat TN, Anh TTN, Uyen NP, Van TN, Hau KT, Gandolfi M, Satolli F, Feliciani C, Tirant M, Vojvodic A, Lotti T. Efficacy of Adding Oral Simvastatin to Topical Therapy for Treatment of Psoriasis: The Vietnamese Experience. Open Access Maced J Med Sci. 2019 Jan 27;7(2):237-242. doi: 10.3889/oamjms.2019.060. PMID: 30745969; PMCID: PMC6364708.

230: Trong HN, Phuong TVT, Van TN, Thai HV, Huu ND, Nguyet MV, Hau KT, Gandolfi M, Satolli F, Feliciani C, Tirant M, Vojvodic A, Lotti T. The Efficacy and Safety of Hyaluronic Acid Microinjection for Skin Rejuvenation in Vietnam. Open Access Maced J Med Sci. 2019 Jan 26;7(2):234-236. doi: 10.3889/oamjms.2019.059. PMID: 30745968; PMCID: PMC6364739.

231: Hong SN, Huu ND, Duy NN, Trong TT, Bac HN, Van TN, Thiet ST, Gandolfi M, Feliciani C, Satolli F, Tirant M, Vojvodic A, Lotti T. Serial Excision for the Treatment of Giant Congenital Melanocytic Nevus: The Vietnamese Way. Open Access Maced J Med Sci. 2019 Jan 26;7(2):231-233. doi: 10.3889/oamjms.2019.058. PMID: 30745967; PMCID: PMC6364729.

232: Van TN, Van TH, Minh PPT, Trong HN, Van TC, Huu ND, Thi TP, Thu HDT, Cam VT, Huyen ML, Hau KT, Gandolfi M, Satolli F, Feliciani C, Tirant M, Vojvodic A, Lotti T. Efficacy of Narrow - Band UVB Phototherapy versus PUVA Chemophototherapy for Psoriasis in Vietnamese Patients. Open Access Maced J Med Sci. 2019 Jan 25;7(2):227-230. doi: 10.3889/oamjms.2019.057. PMID: 30745966; PMCID: PMC6364720.

233: Van TN, Thi NH, Van TH, Van HL, Huu ND, Minh PPT, Cam VT, Huyen ML, Hau KT, Gandolfi M, Satolli F, Feliciani C, Tirant M, Vojvodic A, Lotti T. Efficacy of Oral Itraconazole in the Treatment of Seborrheic Dermatitis in Vietnamese Adults Patients. Open Access Maced J Med Sci. 2019 Jan 20;7(2):224-226. doi: 10.3889/oamjms.2019.056. PMID: 30745965; PMCID: PMC6364731.

234: Huu DL, Minh TN, Van TN, Minh PPT, Huu ND, Cam VT, Huyen ML, Nguyet MV, Thi ML, Thu HDT, Hau KT, Gandolfi M, Satolli F, Feliciani C, Tirant M, Vojvodic A, Lotti T. The Effectiveness of Narrow Band Uvb (Nb-Uvb) In the Treatment of Pityriasis Lichenoides Chronica (PLC) In Vietnam. Open Access Maced J Med Sci. 2019 Jan 25;7(2):221-223. doi: 10.3889/oamjms.2019.055. PMID: 30745964; PMCID: PMC6364744.

235: Van TN, Thi LD, Trong HN, Van TC, Minh TT, Minh PPT, Huu ND, Cam VT, Huyen ML, Hau KT, Gandolfi M, Satolli F, Feliciani C, Tirant M, Vojvodic A, Lotti T. Efficacy of Oral Isotretinoin in Combination with Desloratadine in the Treatment of Common Vulgaris Acne in Vietnamese Patients. Open Access Maced J Med Sci. 2019 Jan 25;7(2):217-220. doi: 10.3889/oamjms.2019.054. PMID: 30745963; PMCID: PMC6364732.

236: Minh PPT, Thi LP, Lan AT, Van TN, Van HL, Cam VT, Gandolfi M, Feliciani C, Satolli F, Tirant M, Vojvodic A, Lotti T. Early Treatment with Imiquimod 5% Cream of Periungual Warts in Vietnam: The Poorer, the Better. Open Access Maced J Med Sci. 2019 Jan 25;7(2):214-216. doi: 10.3889/oamjms.2019.053. PMID: 30745962; PMCID: PMC6364714.

237: Van TN, Thanh HL, Manh TN, Minh PPT, Cao KP, Hong SN, Huu ND, Cam VT, Huyen ML, Hau KT, Gandolfi M, Satolli F, Feliciani C, Tirant M, Vojvodic A, Lotti T. Efficacy of Surgical Excision for Nevus Sebaceous - Vietnamese Experience. Open Access Maced J Med Sci. 2019 Jan 24;7(2):211-213. doi: 10.3889/oamjms.2019.001. PMID: 30745961; PMCID: PMC6364719.

238: Cao KP, Quang MN, Dinh QN, Quynh HP, Hong SN, Van TN, Huu SN, Hau KT, Gandolfi M, Satolli F, Feliciani C, Tirant M, Vojvodic A, Lotti T. Anatomical Evaluation for Successful Dye Laser Treatment of Port Wine Stain in Vietnamese Patients. Open Access Maced J Med Sci. 2019 Jan 23;7(2):208-210. doi: 10.3889/oamjms.2019.052. PMID: 30745960; PMCID: PMC6364725.

239: Minh PPT, Minh TT, Huu DL, Van TN, Huu SN, Thanh TV, Thi ML, Ha GQT, Huu ND, Cam VT, Huyen ML, Hau KT, Gandolfi M, Satolli F, Feliciani C, Tirant M, Vojvodic A, Lotti T. Using Patch Testing to Improve Therapeutic Outcome in the Treatment of Hand Eczema in Vietnamese Patients. *Open Access Maced J Med Sci*. 2019 Jan 23;7(2):204-207. doi: 10.3889/oamjms.2019.051. PMID: 30745959; PMCID: PMC6364736.

240: Van ATT, Lan AT, Anh MH, Van TN, Minh PPT, Thi PT, Minh TT, Huu ND, Thanh TV, Huyen ML, Hau KT, Gandolfi M, Satolli F, Feliciani C, Tirant M, Vojvodic A, Lotti T. Efficacy and Safety of Methotrexate in Combination with Mini Pulse Doses of Methylprednisolone in Severe Alopecia Areata. The Vietnamese Experience. *Open Access Maced J Med Sci*. 2019 Jan 23;7(2):200-203. doi: 10.3889/oamjms.2019.004. PMID: 30745958; PMCID: PMC6364718.

241: Van TN, Thi TN, Huu DL, Huu ND, Thi ML, Minh TN, Huyen ML, Gandolfi M, Satolli F, Feliciani C, Tirant M, Vojvodic A, Lotti T. Clinical Aspects and Treatment of Pityriasis Lichenoides Et Varioliformis Acuta: A Retrospective Vietnamese Study. *Open Access Maced J Med Sci*. 2019 Jan 23;7(2):198-199. doi: 10.3889/oamjms.2019.005. PMID: 30745957; PMCID: PMC6364730.

242: Van ATT, Nguyen TV, Huu SN, Thi LP, Minh PPT, Huu N, Cam VT, Huyen ML, Nguyet MV, Hau KT, Gandolfi M, Satolli F, Feliciani C, Tirant M, Vojvodic A, Lotti T. Improving Treatment Outcome of Pemphigus Vulgaris on Vietnamese Patients by Using Desmoglein Elisa Test. *Open Access Maced J Med Sci*. 2019 Jan 22;7(2):195-197. doi: 10.3889/oamjms.2019.003. PMID: 30745956; PMCID: PMC6364727.

243: Kim CNT, Thi LP, Van TN, Minh PPT, Nguyet MV, Thi ML, Huu ND, Hau KT, Gandolfi M, Satolli F, Feliciani C, Vojvodic A, Tirant M, Lotti T. Successful Treatment of Facial Atrophic Acne Scars by Fractional Radiofrequency Microneedle in Vietnamese Patients. *Open Access Maced J Med Sci*. 2019 Jan 17;7(2):192-194. doi: 10.3889/oamjms.2019.002. PMID: 30745955; PMCID: PMC6364741.

244: Van TN, Manh TN, Minh PPT, Minh TT, Huu ND, Cao KP, Huu QN, Cam VT, Huyen ML, Hau KT, Gandolfi M, Satolli F, Feliciani C, Tirant M, Vojvodic A, Lotti T. The Effectiveness of Local Surgical Technique in Treatment of Axillary Bromhidrosis. *Open Access Maced J Med Sci.* 2019 Jan 29;7(2):187-191. doi: 10.3889/oamjms.2019.133. PMID: 30745954; PMCID: PMC6364733.

245: Cam VT, Van TN, Hau KT, Huu DL, Minh PPT, Huu SN, Minh TN, Gandolfi M, Satolli F, Feliciani C, Tirant M, Vojvodic A, Lotti T. Distribution of *Malassezia* Species from Scales of Patient with Pityriasis Versicolor by Culture in Vietnam. *Open Access Maced J Med Sci.* 2019 Jan 28;7(2):184-186. doi: 10.3889/oamjms.2019.091. PMID: 30745953; PMCID: PMC6364713.

246: Ngoc DL, Vu LNT, Bich NPT, Van TC, Minh VN, Trong HN, Van TN, Hau KT, Gandolfi M, Satolli F, Feliciani C, Tirant M, Vojvodic A, Lotti T. *In Vitro* Antibiotic Resistance in Bacterial Infected Eczema at Ho Chi Minh City Hospital of Dermatology. *Open Access Maced J Med Sci.* 2019 Jan 27;7(2):181-183. doi: 10.3889/oamjms.2019.067. PMID: 30745952; PMCID: PMC6364728.

247: Van TN, Tirant M, Minh PPT, Satolli F, Feliciani C, Vojvodic A, Lotti T. Vietnamese Dermatology. *Open Access Maced J Med Sci.* 2019 Jan 28;7(2):179-180. doi: 10.3889/oamjms.2019.131. PMID: 30745951; PMCID: PMC6364737.

248: McCoy J, Goren A, Naccarato T, Kovacevic M, Situm M, Skudar VL, Lotti T. Identification of the sulfotransferase iso-enzyme primarily responsible for the bio-activation of topical minoxidil. *J Biol Regul Homeost Agents.* 2019 May-Jun;;33(3):817-819. PMID: 31184104.

249: Goren A, Wei L, Tan Y, Kovacevic M, McCoy J, Lotti T. Frontal pattern hair loss among Chinese women is frequently associated with ponytail hairstyle. *Dermatol Ther.* 2019 Jan;32(1):e12784. doi: 10.1111/dth.12784. Epub 2018 Dec 6. PMID: 30458063.

250: Di Nardo V, Lotti T. New therapeutic vision of nutrition in dermatology: Integrative nutrition. *Dermatol Ther.* 2019 Jan;32(1):e12746. doi: 10.1111/dth.12746. Epub 2018 Nov 12. PMID: 30238567.

251: Lotti T, Gianfaldoni S, Valle Y, Rovesti M, Feliciano C, Satolli F. Controversial issues in vitiligo patients: a review of old and recent treatments. *Dermatol Ther.* 2019 Jan;32(1):e12745. doi: 10.1111/dth.12745. Epub 2018 Oct 21. PMID: 30221810.

252: Barygina V, Becatti M, Lotti T, Moretti S, Taddei N, Fiorillo C. ROS-challenged keratinocytes as a new model for oxidative stress-mediated skin diseases. *J Cell Biochem.* 2019 Jan;120(1):28-36. doi: 10.1002/jcb.27485. Epub 2018 Sep 14. PMID: 30216502.

253: Amori P, Di Nardo V, Vitiello G, Franca K, Hercogova J, Wollina U, Daaboul F, Tchernev G, Lotti T. Primavera: A new therapeutical approach to vulvo-vaginal atrophy. *Dermatol Ther.* 2018 Nov;31(6):e12678. doi: 10.1111/dth.12678. Epub 2018 Nov 8. PMID: 30411455.

254: Chitalia J, Dhurat R, Goren A, McCoy J, Kovacevic M, Situm M, Naccarato T, Lotti T. Characterization of follicular minoxidil sulfotransferase activity in a cohort of pattern hair loss patients from the Indian Subcontinent. *Dermatol Ther.* 2018 Nov;31(6):e12688. doi: 10.1111/dth.12688. Epub 2018 Oct 8. PMID: 30295395.

255: Goldust M, Rahmatpour Rokni G, Sadr S, Mirabi A, Rezaee E, Goren A, Lotti T. Anterior, frontal congenital triangular alopecia, redundancy in therapy without improvement. *Dermatol Ther.* 2018 Nov;31(6):e12698. doi: 10.1111/dth.12698. Epub 2018 Oct 3. PMID: 30284356.

256: Goren A, Sharma A, Dhurat R, Shapiro J, Sinclair R, Situm M, Kovacevic M,

Lukinovic Skudar V, Goldust M, Lotti T, McCoy J. Low-dose daily aspirin reduces topical minoxidil efficacy in androgenetic alopecia patients. *Dermatol Ther.* 2018 Nov;31(6):e12741. doi: 10.1111/dth.12741. Epub 2018 Oct 8. PMID: 30226287.

257: Tchernev G, Lozev I, Pidakev I, Mangarov H, Grigorov Y, Cardoso JC, Popchristova E, Patterson JW, Lotti T, Pehlivanov G, Voicu C, Clatici VG, Wollina U. Interdigital melanoma simultaneously affecting two neighboring interdigital spaces : First description in the medical literature. *Wien Med Wochenschr.* 2018 Nov;168(15-16):423-426. doi: 10.1007/s10354-017-0558-2. Epub 2017 Apr 24. PMID: 28439743.

258: Turkevych M, Turkevych A, Kadjaya A, Gold MH, Lotti T, Sulamanidze G. Pathomorphological criteria of use efficiency of resorbable and permanent implants in aesthetic medicine and cosmetic dermatology. *J Cosmet Dermatol.* 2018 Oct;17(5):731-735. doi: 10.1111/jocd.12737. Epub 2018 Aug 19. PMID: 30123967.

259: Valle Y, Korobko I, Sigova J, Borodina M, Lomonosov K, França K, Lotti T. Patient-reported outcomes: A 5-year long study reveals previously unreported therapeutic, demographic, socio-economic, and other correlations in vitiligo. *Dermatol Ther.* 2018 Sep;31(5):e12620. doi: 10.1111/dth.12620. Epub 2018 Sep 25. PMID: 30253018.

260: Wawrzycki B, Krasowska D, Pietrzak A, Szumilo J, Blazowski L, Pietraszek-Mamcarz J, Lotti T. Infantile bullous pemphigoid successfully treated with combined pulse corticosteroids and high-dose IVIG. *Dermatol Ther.* 2018 Sep;31(5):e12635. doi: 10.1111/dth.12635. Epub 2018 Sep 14. PMID: 30216603.

261: Barygina V, Becatti M, Lotti T, Taddei N, Fiorillo C. Commentary to the review article: Subedi S, Yu Q, Chen Z, Shi Y. Management of pediatric psoriasis with acitretin: A review. *Dermatol Ther.* 2018 Jan;31(1). *Dermatol Ther.* 2018 Sep;31(5):e12700. doi: 10.1111/dth.12700. Epub 2018 Sep 10. PMID: 30203455.

262: Becatti M, Urban ML, Taurisano G, Mannucci A, Barygina V, Pescitelli L, Prignano F, Silvestri E, Taddei N, Lotti T, Fiorillo C, Emmi G. Secukinumab reduces plasma oxidative stress in psoriasis: A case-based experience. *Dermatol Ther.* 2018 Sep;31(5):e12675. doi: 10.1111/dth.12675. Epub 2018 Aug 22. PMID: 30133998.

263: Damevska K, França K, Lotti T, Nikolovska S, Pollozhani N. Complementary and integrative therapies for psoriasis: Looking forward. *Dermatol Ther.* 2018 Sep;31(5):e12627. doi: 10.1111/dth.12627. Epub 2018 Aug 22. PMID: 30133906.

264: Goren A, Mccoy J, Kovacevic M, Situm M, Chitalia J, Dhurat R, Naccarato T, Lotti T. The effect of topical minoxidil treatment on follicular sulfotransferase enzymatic activity. *J Biol Regul Homeost Agents.* 2018 Jul-Aug;32(4):937-940. PMID: 30043580.

265: Kumar A, Lotti T, França K. Rethinking the prescription of biotin for dermatologic conditions. *Dermatol Ther.* 2018 Jul;31(4):e12618. doi: 10.1111/dth.12618. Epub 2018 May 21. PMID: 29786929.

266: Mohebpour A, Gianfaldoni S, Lotti T, Ramirez-Fort MK, Lange CS, Sadeghi-Bazargani H, Wollina U, Tchernev G, Feily A. Recycling of Previously Transplanted Hair: A Novel Indication for Follicular Unit Extraction. *Open Access Maced J Med Sci.* 2018 Jun 17;6(6):1095-1097. doi: 10.3889/oamjms.2018.096. PMID: 29983809; PMCID: PMC6026438.

267: El-Gammal E, Nardo VD, Daaboul F, Tchernev G, Wollina U, Lotti J, Lotti T. Apitherapy as a New Approach in Treatment of Palmoplantar Psoriasis. *Open Access Maced J Med Sci.* 2018 Jun 10;6(6):1059-1061. doi: 10.3889/oamjms.2018.135. PMID: 29983801; PMCID: PMC6026437.

268: Clatici VG, Satolli F, Tatu AL, Voicu C, Draganita AMV, Lotti T. Butterfly Effect - the Concept and the Implications in Dermatology, Acne, and Rosacea.

Maedica (Bucur). 2018 Jun;13(2):89-94. doi: 10.26574/maedica.2018.13.2.89. PMID: 30069233; PMCID: PMC6060293.

269: Ventenilla J, França K, Lotti T, Keri J. Psychosocial aspects associated with use of sunscreen, natural sunlight exposure, and artificial tanning. Wien Med Wochenschr. 2018 Jun;168(9-10):236-242. doi: 10.1007/s10354-017-0541-y. Epub 2017 Feb 8. PMID: 28181031.

270: França K, Alqubaisy Y, Hassanein A, Nouri K, Lotti T. Histopathologic pitfalls of Mohs micrographic surgery and a review of tumor histology. Wien Med Wochenschr. 2018 Jun;168(9-10):218-227. English. doi: 10.1007/s10354-016-0528-0. Epub 2016 Nov 10. PMID: 27832425.

271: Becatti M, Barygina V, Mannucci A, Emmi G, Prisco D, Lotti T, Fiorillo C, Taddei N. Sirt1 Protects against Oxidative Stress-Induced Apoptosis in Fibroblasts from Psoriatic Patients: A New Insight into the Pathogenetic Mechanisms of Psoriasis. Int J Mol Sci. 2018 May 25;19(6):1572. doi: 10.3390/ijms19061572. PMID: 29799444; PMCID: PMC6032104.

272: El-Gammal A, Nardo VD, Daaboul F, Tchernev G, Wollina U, Lotti J, Lotti T. Is There a Place for Local Natural Treatment of Psoriasis? Open Access Maced J Med Sci. 2018 May 18;6(5):839-842. doi: 10.3889/oamjms.2018.106. PMID: 29875856; PMCID: PMC5985880.

273: Feily A, Lotti T, Lange CS, Gianfaldoni S, Ramirez-Fort MK. Is HPV vaccination of pregnant women really safe? Dermatol Ther. 2018 May;31(3):e12593. doi: 10.1111/dth.12593. Epub 2018 Feb 25. PMID: 29479844.

274: Verner I, Lotti T. Clinical evaluation of a novel fractional radiofrequency device for hair growth: Fractional radiofrequency for hair growth stimulation. Dermatol Ther. 2018 May;31(3):e12590. doi: 10.1111/dth.12590. Epub 2018 Jan 15. PMID: 29334164.

275: Tchernev G, Chernin S, Lozev I, Lotti T, Stavrov K, Temelkova I, Pidakev I. Innovative One Step Melanoma Surgical Approach (OSMS): Not a Myth-It's a Reality! Case Related Analysis of a Patient with a Perfect Clinical Outcome Reported from the Bulgarian Society for Dermatologic Surgery (BULSDS)! Open Access Maced J Med Sci. 2018 Apr 14;6(4):673-674. doi: 10.3889/oamjms.2018.194. PMID: 29731939; PMCID: PMC5927502.

276: Kondoff S, Drenchev A, Lotti T, Wollina U, Lozev I, Pidakev I, Terziev I, Grigorov Y, Gianfaldoni S, Tchernev G. Successful Craniotomy for Advanced Basal Cell Carcinomas with Cranial Bone Invasion and Dura Mater Infiltration - Unique Presentation in a Bulgarian Patient. Open Access Maced J Med Sci. 2018 Feb 14;6(2):372-375. doi: 10.3889/oamjms.2018.101. PMID: 29531607; PMCID: PMC5839451.

277: Tchernev G, Lotti T, Wollina U. Palatal Melanoma: "The Silent Killer". Open Access Maced J Med Sci. 2018 Jan 28;6(2):364-366. doi: 10.3889/oamjms.2018.071. PMID: 29531605; PMCID: PMC5839449.

278: Gianfaldoni S, Tchernev G, Wollina U, Lotti J, Rovesti M, Satolli F, França K, Lotti T. Vitiligo in Children: What's New in Treatment? Open Access Maced J Med Sci. 2018 Jan 21;6(1):221-225. doi: 10.3889/oamjms.2018.060. PMID: 29484028; PMCID: PMC5816304.

279: Nardo VD, Gianfaldoni S, Tchernev G, Wollina U, Barygina V, Lotti J, Daaboul F, Lotti T. Use of Curcumin in Psoriasis. Open Access Maced J Med Sci. 2018 Jan 21;6(1):218-220. doi: 10.3889/oamjms.2018.055. PMID: 29484027; PMCID: PMC5816303.

280: Gianfaldoni S, Wollina U, Tchernev G, Lotti J, França K, Lotti T. Vitiligo in Children: A Review of Conventional Treatments. Open Access Maced J Med Sci. 2018 Jan 21;6(1):213-217. doi: 10.3889/oamjms.2018.054. PMID: 29484026; PMCID:

PMC5816302.

281: Wollina U, Koch A, Langner D, Hansel G, Heinig B, Lotti T, Tchernev G.
Acrocyanosis - A Symptom with Many Facettes. Open Access Maced J Med Sci. 2018
Jan 10;6(1):208-212. doi: 10.3889/oamjms.2018.035. PMID: 29484025; PMCID:
PMC5816301.

282: Gianfaldoni S, Wollina U, Tirant M, Tchernev G, Lotti J, Satolli F, Rovesti
M, França K, Lotti T. Herbal Compounds for the Treatment of Vitiligo: A Review.
Open Access Maced J Med Sci. 2018 Jan 21;6(1):203-207. doi:
10.3889/oamjms.2018.048. PMID: 29484024; PMCID: PMC5816300.

283: Tirant M, Lotti T, Gianfaldoni S, Tchernev G, Wollina U, Bayer P.
Integrative Dermatology - The Use of Herbals and Nutritional Supplements to
Treat Dermatological Conditions. Open Access Maced J Med Sci. 2018 Jan
21;6(1):185-202. doi: 10.3889/oamjms.2018.041. PMID: 29484023; PMCID:
PMC5816298.

284: Gianfaldoni S, Tchernev G, Wollina U, Lotti J, Satolli F, França K, Rovesti
M, Lotti T. Vitiligo in Children: A Better Understanding of the Disease. Open
Access Maced J Med Sci. 2018 Jan 20;6(1):181-184. doi: 10.3889/oamjms.2018.040.
PMID: 29484022; PMCID: PMC5816297.

285: Wollina U, Voicu C, Gianfaldoni S, Lotti T, França K, Tchernev G.
Arthrospira Platensis - Potential in Dermatology and Beyond. Open Access Maced J
Med Sci. 2018 Jan 10;6(1):176-180. doi: 10.3889/oamjms.2018.033. PMID: 29484021;
PMCID: PMC5816296.

286: Gianfaldoni S, Tchernev G, Lotti J, Wollina U, Satolli F, Rovesti M, França
K, Lotti T. Unconventional Treatments for Vitiligo: Are They (Un) Satisfactory?
Open Access Maced J Med Sci. 2018 Jan 21;6(1):170-175. doi:
10.3889/oamjms.2018.038. PMID: 29484020; PMCID: PMC5816295.

287: Wollina U, Koch A, Heinig B, Tchernev G, Lotti T. Cutaneous Microembolism of Fingers and Toes. *Open Access Maced J Med Sci*. 2018 Jan 3;6(1):166-169. doi: 10.3889/oamjms.2018.025. PMID: 29484019; PMCID: PMC5816294.

288: Rovesti M, Fioranelli M, Petrelli P, Satolli F, Roccia MG, Gianfaldoni S, Tchernev G, Wollina U, Lotti J, Feliciani C, Lotti T. Health and Illness in History, Science and Society. *Open Access Maced J Med Sci*. 2018 Jan 20;6(1):163-165. doi: 10.3889/oamjms.2018.056. PMID: 29484018; PMCID: PMC5816293.

289: Roccia M, França K, Castillo D, Tchernev G, Wollina U, Tirant M, Valle Y, Guarneri C, Fioranelli M, Lotti T. Artificial Hair: By the Dawn to Automatic Biofibre® Hair Implant. *Open Access Maced J Med Sci*. 2017 Dec 30;6(1):156-162. doi: 10.3889/oamjms.2018.001. PMID: 29484017; PMCID: PMC5816292.

290: Wollina U, Tchernev G, Lotti T. Chimeric Monoclonal Antibody Cetuximab Targeting Epidermal Growth Factor-Receptor in Advanced Non-Melanoma Skin Cancer. *Open Access Maced J Med Sci*. 2017 Dec 31;6(1):152-155. doi: 10.3889/oamjms.2018.022. PMID: 29484016; PMCID: PMC5816291.

291: Tchernev G, Chokoeva AA, Terziev I, Grigorov Y, Lotti T, Wollina U, Cardoso JC, Yungareva I, Lozev I, Maximov GK. Small Dysplastic Congenital Melanocytic Nevi in Childhood as Possible Melanoma Imitators. *Open Access Maced J Med Sci*. 2018 Jan 13;6(1):149-151. doi: 10.3889/oamjms.2018.018. PMID: 29484015; PMCID: PMC5816289.

292: Rovesti M, Satolli F, Ricci R, Manuguerra R, Zucchi A, Gandolfi M, Gianfaldoni S, Claudio F, Wollina U, Tchernev G, Lotti T. Once in a Blue Moon ... Rare Adnexal Tumor: From the Clinical and Videodermoscopic Aspects to the Mohs Surgery and the Histological Diagnosis. *Open Access Maced J Med Sci*. 2018 Jan 21;6(1):146-148. doi: 10.3889/oamjms.2018.053. PMID: 29484014; PMCID:

PMC5816288.

293: Tchernev G, Dzhelyatova GA, Wollina U, Lozev I, Lotti T. Medium Sized Congenital Melanocytic Nevus with Suspected Progression to Melanoma during Pregnancy: What's the Best for the Patient? Open Access Maced J Med Sci. 2018 Jan 13;6(1):143-145. doi: 10.3889/oamjms.2018.016. PMID: 29484013; PMCID: PMC5816287.

294: Chokoeva AA, Wollina U, Lotti T, Maximov GK, Lozev I, Tchernev G. Disseminated Porokeratosis with Idiopathic Thrombocytopenia - Case Report and Literature Review of Porokeratosis and Related Disorders. Open Access Maced J Med Sci. 2018 Jan 13;6(1):139-142. doi: 10.3889/oamjms.2018.017. PMID: 29484012; PMCID: PMC5816286.

295: Tchernev G, Chokoeva AA, Lotti T, Wollina U, Yungareva I, Lozev I, Maximov GK. Violet - Colored Inguinal Located Cutaneous Tumour? Open Access Maced J Med Sci. 2018 Jan 13;6(1):137-138. doi: 10.3889/oamjms.2018.015. PMID: 29484011; PMCID: PMC5816285.

296: Lozev I, Ruseva S, Pidakev I, Cardoso JC, Wollina U, Lotti T, Maximov GK, Terziev I, Tchernev G. Mucoepidermoid Carcinoma (MEC) of Parotid Gland with Massive Cutaneous Involvement: Bilateral Pedicle Advancement Flap (U - Plasty) As Adequate Surgical Approach. Open Access Maced J Med Sci. 2018 Jan 13;6(1):134-136. doi: 10.3889/oamjms.2018.014. PMID: 29484010; PMCID: PMC5816284.

297: Tchernev G, Lotti T, Lozev I, Maximov GK, Wollina U. Peri - and Intraocular Mutilating Advanced Squamous Cell Carcinoma: "Monsters Inside Your Body"? Open Access Maced J Med Sci. 2018 Jan 13;6(1):132-133. doi: 10.3889/oamjms.2018.013. PMID: 29484009; PMCID: PMC5816283.

298: Chokoeva AA, Lozev I, Yungareva I, Wollina U, Lotti T, Maximov GK, Tchernev

G. Seborrheic Pemphigus, Antigen Mimicry and the Subsequent-Wrong Diagnostic and Therapeutic Approach? Open Access Maced J Med Sci. 2018 Jan 13;6(1):128-131. doi: 10.3889/oamjms.2018.011. PMID: 29484008; PMCID: PMC5816282.

299: Tchernev G, Lotti T, Lozev I, Maximov GK, Wollina U. Locally Advanced Basal Cell Carcinoma with Intraocular Invasion. Open Access Maced J Med Sci. 2018 Jan 13;6(1):126-127. doi: 10.3889/oamjms.2018.012. PMID: 29484007; PMCID: PMC5816281.

300: Wollina U, Schönlebe J, Tchernev G, Lotti T. Diffuse Normolipemic Plane Xanthoma (DNPX) of the Neck without Xanthelasma Palpebrum. Open Access Maced J Med Sci. 2018 Jan 10;6(1):123-125. doi: 10.3889/oamjms.2018.037. PMID: 29484006; PMCID: PMC5816280.

301: Tchernev G, Philipov S, Chokoeva AA, Wollina U, Lotti T, Lozev I, Yungareva I, Maximov GK. A Patient with Multiple Keratinocytic Cancers (MKC): Uncommon Presentation in a Bulgarian Patient. Open Access Maced J Med Sci. 2018 Jan 13;6(1):120-122. doi: 10.3889/oamjms.2018.010. PMID: 29484005; PMCID: PMC5816279.

302: Chokoeva AA, Wollina U, Lotti T, Maximov GK, Lozev I, Tchernev G. Psoriasiform Dermatophytosis in a Bulgarian Child. Open Access Maced J Med Sci. 2018 Jan 13;6(1):118-119. doi: 10.3889/oamjms.2018.009. PMID: 29484004; PMCID: PMC5816278.

303: Tchernev G, Pidakev I, Chokoeva AA, Wollina U, Lotti T, Yungareva I, Lozev I, Maximov GK. Another Case of Interdigital Located "Metastasing Hematoma"? Open Access Maced J Med Sci. 2018 Jan 13;6(1):115-117. doi: 10.3889/oamjms.2018.008. PMID: 29484003; PMCID: PMC5816277.

304: Wollina U, Riedel I, Abushika MR, Lotti T, Tchernev G. Giant Pendulous Carcinosarcoma - Squamous Cell Carcinoma-Type - of the Leg - A Case Report and

Review of the Literature. Open Access Maced J Med Sci. 2018 Jan 10;6(1):112-114. doi: 10.3889/oamjms.2018.036. PMID: 29484002; PMCID: PMC5816276.

305: Chokoeva AA, Wollina U, Lotti T, Maximov GK, Lozev I, Tchernev G. Para - And Intraurethral Penile Tumor - Like Condilomatosis. Open Access Maced J Med Sci. 2018 Jan 13;6(1):110-111. doi: 10.3889/oamjms.2018.007. PMID: 29484001; PMCID: PMC5816275.

306: Wollina U, Schönlebe J, França K, Tchernev G, Lotti T. Idiopathic Scrotal Calcinosis - A Case Report. Open Access Maced J Med Sci. 2018 Jan 10;6(1):108-109. doi: 10.3889/oamjms.2018.032. PMID: 29484000; PMCID: PMC5816274.

307: Guarneri C, Wollina U, Lotti T, Maximov GK, Lozev I, Gianfaldoni S, Pidakev I, Lotti J, Tchernev G. Sweet's Syndrome (SS) in the Course of Acute Myeloid Leukaemia (AML). Open Access Maced J Med Sci. 2018 Jan 13;6(1):105-107. doi: 10.3889/oamjms.2018.006. PMID: 29483999; PMCID: PMC5816273.

308: Wollina U, Heinig B, Tchernev G, França K, Lotti T. Unilateral Palmar Callus and Irritant Hand Eczema - Underreported Signs of Dependency on Crutches. Open Access Maced J Med Sci. 2018 Jan 10;6(1):103-104. doi: 10.3889/oamjms.2018.031. PMID: 29483998; PMCID: PMC5816272.

309: Tchernev G, Lotti T, Wollina U, Cardoso JC, Popova LV, Maximov GK, Lozev I, Terziev I. Sarcoidosis in A. C. Milan (1899)? Open Access Maced J Med Sci. 2018 Jan 13;6(1):99-102. doi: 10.3889/oamjms.2018.049. PMID: 29483997; PMCID: PMC5816331.

310: Wollina U, Heinig B, Koch A, Nowak A, Tchernev G, França K, Lotti T. Ulcerating Lichen Planopilaris - Successful Treatment by Surgery. Open Access Maced J Med Sci. 2018 Jan 10;6(1):96-98. doi: 10.3889/oamjms.2018.029. PMID: 29483996; PMCID: PMC5816330.

311: Goldman A, Wollina U, França K, Lotti T, Tchernev G. Lip Repair after Mohs Surgery for Squamous Cell Carcinoma by Bilateral Tissue Expanding Vermillion Myocutaneous Flap (Goldstein Technique Modified by Sawada). Open Access Maced J Med Sci. 2018 Jan 10;6(1):93-95. doi: 10.3889/oamjms.2018.034. PMID: 29483995; PMCID: PMC5816329.

312: Wollina U, Koch A, Guarneri C, Tchernev G, Lotti T. Cutaneous Leishmaniasis - A Case Series from Dresden. Open Access Maced J Med Sci. 2018 Jan 10;6(1):89-92. doi: 10.3889/oamjms.2018.028. PMID: 29483994; PMCID: PMC5816328.

313: Tchernev G, Cardoso JC, Pidakev I, Wollina U, Lotti T, Lotti J, Gianfaldoni S, Maximov GK, Lozev I. Neglected Under Lip Cancer. Open Access Maced J Med Sci. 2018 Jan 13;6(1):87-88. doi: 10.3889/oamjms.2018.005. PMID: 29483993; PMCID: PMC5816327.

314: Wollina U, Lotti T, Tchernev G. Acute Forefoot Phlegmon - A Complication of Intravenous Heroin-Addiction. Open Access Maced J Med Sci. 2018 Jan 9;6(1):85-86. doi: 10.3889/oamjms.2018.050. PMID: 29483992; PMCID: PMC5816326.

315: Goldman A, Wollina U, França K, Tchernev G, Lotti T. Chronic Encapsulated Seroma Persisting for Three Years after Abdominoplasty and a Successful Surgical Solution. Open Access Maced J Med Sci. 2018 Jan 9;6(1):82-84. doi: 10.3889/oamjms.2018.051. PMID: 29483991; PMCID: PMC5816325.

316: Wollina U, Schönlebe J, Heinig B, Tchernev G, França K, Lotti T. Segmental Erythema Multiforme-Like Drug Eruption by Aromatase Inhibitor Anastrozole - First Case Report and another Example of an Immunocompromised District. Open Access Maced J Med Sci. 2018 Jan 3;6(1):79-81. doi: 10.3889/oamjms.2018.026. PMID: 29483990; PMCID: PMC5816324.

317: Satolli F, Rovesti M, Zucchi A, Gandolfi M, Feliciani C, Tchernev G,

Wollina U, Gianfaldoni S, Lotti T. A "Yellow Submarine" in Dermoscopy. Open Access Maced J Med Sci. 2018 Jan 7;6(1):76-78. doi: 10.3889/oamjms.2018.039. PMID: 29483989; PMCID: PMC5816323.

318: Wollina U, França K, Lotti T, Tchernev G. Van Lohuizen Syndrome - A Case Report with a Diagnostic Delay of Four Years. Open Access Maced J Med Sci. 2018 Jan 2;6(1):74-75. doi: 10.3889/oamjms.2018.024. PMID: 29483988; PMCID: PMC5816322.

319: Tchernev G, Chokoeva AA, Wollina U, Lotti T, Maximov GK, Lozev I. Neurofibromatosis Type 1 with Massive Ventricular Polyposis: First Report in the Medical Literature. Open Access Maced J Med Sci. 2018 Jan 1;6(1):71-73. doi: 10.3889/oamjms.2018.004. PMID: 29483987; PMCID: PMC5816321.

320: Wollina U, Heinig B, Stelzner C, Hansel G, Schönlebe J, Tchernev G, Lotti T. The Role of Complex Treatment in Mixed Leg Ulcers - A Case Report of Vascular, Surgical and Physical Therapy. Open Access Maced J Med Sci. 2018 Jan 1;6(1):67-70. doi: 10.3889/oamjms.2018.023. PMID: 29483986; PMCID: PMC5816320.

321: Tchernev G, Pidakev I, Chokoeva AA, Wollina U, Lotti T, Maximov GK, Lozev I. Advanced Pretibial Melanoma (APM): Clinicians Behaviour As Triggering Factor? Open Access Maced J Med Sci. 2017 Dec 31;6(1):64-66. doi: 10.3889/oamjms.2018.003. PMID: 29483985; PMCID: PMC5816319.

322: Wollina U, Schönlebe J, Goldman A, Tchernev G, Lotti T. Simultaneous Occurrence of Balanoposthitis Circumscripta Plasmacellularis Zoon, Phimosi and *in Situ* Carcinoma of the Penis: Case Report with An Unusual Ulcerated Polypoid Variant of Zoon's Disease and a Carcinoma *in Situ* of Reserve Cell Type. Open Access Maced J Med Sci. 2017 Dec 31;6(1):61-63. doi: 10.3889/oamjms.2018.020. PMID: 29483984; PMCID: PMC5816318.

323: Goldman A, Lotti T, Tchernev G, Wollina U. Successful Treatment of

Reticular Blue Veins of the Lower Eyelid by Long-Pulse Nd: YAG - Case Report with 8-Year Follow-Up. Open Access Maced J Med Sci. 2017 Dec 31;6(1):58-60. doi: 10.3889/oamjms.2018.021. PMID: 29483983; PMCID: PMC5816316.

324: Wollina U, Nowak A, Tchernev G, Lotti T. Chronic Scalp Ulcer 35 Years after Skull Trepanation Surgery and Radiotherapy for Oligodendroglioma: A Further Example of Immunocompromised Cutaneous Districts. Open Access Maced J Med Sci. 2017 Dec 31;6(1):55-57. doi: 10.3889/oamjms.2018.019. PMID: 29483982; PMCID: PMC5816315.

325: Tchernev G, Grigorov Y, Philipov S, Chokoeva A, Wollina U, Lotti T, Cardoso J, Yungareva I, Lozev I, Maximov GK. Subungual Exostosis in a Young Soccer Player. Open Access Maced J Med Sci. 2017 Dec 30;6(1):52-54. doi: 10.3889/oamjms.2018.002. PMID: 29483981; PMCID: PMC5816314.

326: Lotti T, Wollina U, Tchernev G, Valle Y, Lotti J, França K, Satolli F, Rovesti M, Tirant M, Lozev I, Pidakev I, Gianfaldoni S. An Innovative Therapeutic Protocol for Vitiligo: Experience with the Use of Fraxel Erbium Laser, Topical Latanoprost and Successive Irradiation with UVA - 1 Laser. Open Access Maced J Med Sci. 2018 Jan 21;6(1):49-51. doi: 10.3889/oamjms.2018.059. PMID: 29483980; PMCID: PMC5816313.

327: Gianfaldoni S, Tchernev G, Wollina U, Rocchia MG, Fioranelli M, Lotti J, Rovesti M, Satolli F, Valle Y, Goren A, Tirant M, Situm M, Kovacevic M, França K, Lotti T. Micro - Focused Phototherapy Associated To Janus Kinase Inhibitor: A Promising Valid Therapeutic Option for Patients with Localized Vitiligo. Open Access Maced J Med Sci. 2018 Jan 21;6(1):46-48. doi: 10.3889/oamjms.2018.042. PMID: 29483979; PMCID: PMC5816312.

328: Lotti T, Tchernev G, Wollina U, França K, Lotti J, Satolli F, Rovesti M, Gianfaldoni S. Successful Treatment with UVA 1 Laser of Non - Responder Vitiligo Patients. Open Access Maced J Med Sci. 2018 Jan 21;6(1):43-45. doi:

10.3889/oamjms.2018.047. PMID: 29483978; PMCID: PMC5816311.

329: Said AAR, Albzour BM, Santiago M, Agrawal M, Rovesti M, Satolli F, Wollina U, Tchernev G, Lotti J, Lotti T. Automatic Artificial Hair Implant: Safety and Efficacy in Androgenetic Alopecia. A Prospective Study with a Highly Biocompatible Fiber. Open Access Maced J Med Sci. 2017 Jan 20;6(1):38-42. doi: 10.3889/oamjms.2018.052. PMID: 29483977; PMCID: PMC5816310.

330: Wollina U, Langner D, Schönlebe J, França K, Lotti T, Tchernev G. Dermatofibrosarcoma Protuberans: Retrospective Single Center Analysis Over 16 Years. Open Access Maced J Med Sci. 2018 Jan 10;6(1):35-37. doi: 10.3889/oamjms.2018.030. PMID: 29483976; PMCID: PMC5816309.

331: Fabbrocini G, França K, Lotti T, Marasca C, Annunziata MC, Cacciapuoti S, Masarà A, Romanelli M, Lotti J, Wollina U, Tchernev G, Zerbinati N. Intralesional Diode Laser 1064 nm for the Treatment of Hidradenitis Suppurativa: A Report of Twenty Patients. Open Access Maced J Med Sci. 2018 Jan 7;6(1):31-34. doi: 10.3889/oamjms.2018.045. PMID: 29483975; PMCID: PMC5816308.

332: Wollina U, Langner D, Tchernev G, França K, Lotti T. Epidermoid Cysts - A Wide Spectrum of Clinical Presentation and Successful Treatment by Surgery: A Retrospective 10-Year Analysis and Literature Review. Open Access Maced J Med Sci. 2018 Jan 10;6(1):28-30. doi: 10.3889/oamjms.2018.027. PMID: 29483974; PMCID: PMC5816307.

333: González-Isaza P, Lotti T, França K, Sanchez-Borrego R, Tórtola JE, Lotti J, Wollina U, Tchernev G, Zerbinati N. Carbon Dioxide with a New Pulse Profile and Shape: A Perfect Tool to Perform Labiaplasty for Functional and Cosmetic Purpose. Open Access Maced J Med Sci. 2018 Jan 5;6(1):25-27. doi: 10.3889/oamjms.2018.043. PMID: 29483973; PMCID: PMC5816306.

334: Zerbinati N, Lotti T, Monticelli D, Martina V, Cipolla G, D'Este E,

Calligaro A, Mocchi R, Maccario C, Sommatis S, Lotti J, Wollina U, Tchernev G, França K. *In Vitro* Evaluation of the Sensitivity of a Hyaluronic Acid PEG Cross-Linked to Bovine Testes Hyaluronidase. *Open Access Maced J Med Sci.* 2018 Jan 21;6(1):20-24. doi: 10.3889/oamjms.2018.046. PMID: 29483972; PMCID: PMC5816299.

335: Zerbinati N, Lotti T, Monticelli D, Rauso R, González-Isaza P, D'Este E, Calligaro A, Sommatis S, Maccario C, Mocchi R, Lotti J, Wollina U, Tchernev G, França K. *In Vitro* Evaluation of the Biosafety of Hyaluronic Acid PEG Cross-Linked with Micromolecules of Calcium Hydroxyapatite in Low Concentration. *Open Access Maced J Med Sci.* 2018 Jan 7;6(1):15-19. doi: 10.3889/oamjms.2018.044. PMID: 29483971; PMCID: PMC5816290.

336: Salvatore S, França K, Lotti T, Parma M, Palmieri S, Candiani M, D'Este E, Viglio S, Cornaglia AI, Farina A, Riva F, Calligaro A, Lotti J, Wollina U, Tchernev G, Zerbinati N. Early Regenerative Modifications of Human Postmenopausal Atrophic Vaginal Mucosa Following Fractional CO₂ Laser Treatment. *Open Access Maced J Med Sci.* 2018 Jan 19;6(1):6-14. doi: 10.3889/oamjms.2018.058. PMID: 29483970; PMCID: PMC5816317.

337: França K, da Costa Neto MH, Lotti T. Pharmacological management of delusional infestation. *Dermatol Ther.* 2018 Jan;31(1). doi: 10.1111/dth.12572. Epub 2017 Dec 22. PMID: 29272053.

338: Fioranelli M, Rocchia MG, Pastore C, Aracena CJ, Lotti T. Completion dissection or observation for sentinel-node metastasis in melanoma. *Dermatol Ther.* 2017 Nov;30(6). doi: 10.1111/dth.12544. Epub 2017 Aug 24. PMID: 28836714.

339: Bagherani N, Smoller BR, Lotti T. Vitamin D supplementation for vitiligo. *Dermatol Ther.* 2017 Nov;30(6). doi: 10.1111/dth.12548. Epub 2017 Aug 23. PMID: 28834064.

340: França K, Castillo D, Tchernev G, Lotti T. UVA-1 in the treatment of alopecia areata. *Dermatol Ther*. 2017 Nov;30(6). doi: 10.1111/dth.12547. Epub 2017 Aug 23. PMID: 28834031.

341: Sguanci S, Lotti T, Caretti C, Caffaz S, Dockhorn T, Lubello C. Inhibitory effects of veterinary antibiotics on anammox activity: short- and long-term tests. *Environ Technol*. 2017 Nov;38(21):2661-2667. doi: 10.1080/09593330.2016.1272640. Epub 2017 Jan 4. PMID: 28001099.

342: González M, Tchernev G, Atanasova-Chokoeva A, França K, Lotti T. Multiple Primary Acral Lentiginous Melanomas (MPALM). *Open Access Maced J Med Sci*. 2017 Oct 2;5(6):805-806. doi: 10.3889/oamjms.2017.162. PMID: 29104695; PMCID: PMC5661724.

343: Goren A, Naccarato T, Situm M, Kovacevic M, Lotti T, McCoy J. Mechanism of action of minoxidil in the treatment of androgenetic alopecia is likely mediated by mitochondrial adenosine triphosphate synthase-induced stem cell differentiation. *J Biol Regul Homeost Agents*. 2017 Oct-Dec;31(4):1049-1053. PMID: 29254313.

344: Jagmag T, Tirant M, Lotti T. Link between cutaneous infection, stress and depression. *J Biol Regul Homeost Agents*. 2017 Oct-Dec;31(4):1037-1041. PMID: 29254311.

345: Goren A, Shapiro J, Naccarato T, Situm M, Kovacevic M, Lonky N, Lotti T, McCoy J. Social selection favours offspring prone to the development of androgenetic alopecia. *J Biol Regul Homeost Agents*. 2017 Oct-Dec;31(4):1013-1016. PMID: 29254307.

346: França K, Lotti T. The history of medicine : Challenges and successes. *Wien Med Wochenschr*. 2017 Oct;167(Suppl 1):1. doi: 10.1007/s10354-017-0596-9. PMID: 28865054.

347: Couto Dal Secco RG, França K, Castillo D, AlHarbi M, Lotti T, Fioranelli M, Roccia MG. A synopsis of the history of Hansen's disease. *Wien Med Wochenschr.* 2017 Oct;167(Suppl 1):27-30. English. doi: 10.1007/s10354-017-0590-2. Epub 2017 Aug 11. PMID: 28801812.

348: Fioranelli M, Roccia MG, Rovesti M, Satolli F, Petrelli P, Feliciani C, Lotti T. René Favaloro: the heart surgeon. *Wien Med Wochenschr.* 2017 Oct;167(Suppl 1):25-26. doi: 10.1007/s10354-017-0586-y. Epub 2017 Aug 8. PMID: 28791557.

349: Wollina U, Hunger S, Koch A, França K, Lotti T, Fioranelli M, Roccia MG. Between history, art and medicine: the Dresden-Friedrichstadt hospital, its Neptune fountain and connections to Vienna. *Wien Med Wochenschr.* 2017 Oct;167(Suppl 1):20-24. English. doi: 10.1007/s10354-017-0579-x. Epub 2017 Jul 25. PMID: 28744776.

350: França K, Castillo DE, Roccia MG, Lotti T, Wollina U, Fioranelli M. Psychoneurocutaneous medicine: past, present and future. *Wien Med Wochenschr.* 2017 Oct;167(Suppl 1):31-36. English. doi: 10.1007/s10354-017-0573-3. Epub 2017 Jun 14. PMID: 28616665.

351: Fioranelli M, Roccia MG, Rovesti M, Satolli F, Petrelli P, Lotti T. The holocaust of the disabled. *Wien Med Wochenschr.* 2017 Oct;167(Suppl 1):54-55. English. doi: 10.1007/s10354-017-0572-4. Epub 2017 Jun 2. PMID: 28577075.

352: Tataru AD, Tataru D, Roccia MG, França K, Fioranelli M, Lotti T. The history of an unknown dermatological wax collection from Cluj-Napoca University "Iuliu Hatieganu", Romania. *Wien Med Wochenschr.* 2017 Oct;167(Suppl 1):42-45. English. doi: 10.1007/s10354-017-0564-4. Epub 2017 Apr 26. PMID: 28447236.

353: Enos C, Fioranelli M, França K, Castillo D, Lotti T, Wollina U, Roccia MG.

Contact dermatitis: a historical perspective. *Wien Med Wochenschr.* 2017 Oct;167(Suppl 1):2-4. doi: 10.1007/s10354-017-0556-4. Epub 2017 Mar 29. PMID: 28357521.

354: Ferreira BR, Roccia MG, Cardoso JC, França K, Wollina U, Lotti T, Fioranelli M. History of Morgellons disease: the same name for different psychodermatologic diseases? *Wien Med Wochenschr.* 2017 Oct;167(Suppl 1):49-51. doi: 10.1007/s10354-017-0552-8. Epub 2017 Mar 15. PMID: 28299553.

355: França K, Kumar A, Fioranelli M, Lotti T, Tirant M, Roccia MG. The history of Botulinum toxin: from poison to beauty. *Wien Med Wochenschr.* 2017 Oct;167(Suppl 1):46-48. doi: 10.1007/s10354-017-0553-7. Epub 2017 Mar 15. PMID: 28299552.

356: Wollina U, Hansel G, França K, Lotti T, Roccia MG, Fioranelli M. Werther's collection of medical moulages. *Wien Med Wochenschr.* 2017 Oct;167(Suppl 1):37-41. English. doi: 10.1007/s10354-017-0547-5. Epub 2017 Mar 2. PMID: 28255742.

357: Seebacher C, Lotti T, Roccia MG, Fioranelli M, Wollina U. Outstanding personalities in German-speaking mycology : Dedicated to Professor Dr. Johannes Müller. *Wien Med Wochenschr.* 2017 Oct;167(Suppl 1):8-19. English. doi: 10.1007/s10354-017-0546-6. Epub 2017 Feb 23. PMID: 28233077.

358: França K, Roccia MG, Castillo D, ALHarbi M, Tchernev G, Chokoeva A, Lotti T, Fioranelli M. Body dysmorphic disorder: history and curiosities. *Wien Med Wochenschr.* 2017 Oct;167(Suppl 1):5-7. doi: 10.1007/s10354-017-0544-8. Epub 2017 Feb 20. PMID: 28220373.

359: Kural E, Roccia MG, França K, Lotti T, Tirant M, Fioranelli M. The history of women in dermatology. *Wien Med Wochenschr.* 2017 Oct;167(Suppl 1):52-53. English. doi: 10.1007/s10354-017-0543-9. Epub 2017 Feb 20. PMID: 28220372.

360: Fioranelli M, Rocchia MG, Lotti T. Risankizumab versus ustekinumab for moderate-to-severe plaque psoriasis. *Dermatol Ther.* 2017 Sep;30(5). doi: 10.1111/dth.12507. Epub 2017 May 16. PMID: 28508536.

361: França K, Lotti T. The gut-brain connection and the use of probiotics for the treatment of depression, anxiety and obsessive-compulsive disorders in dermatology. *Dermatol Ther.* 2017 Sep;30(5). doi: 10.1111/dth.12506. Epub 2017 May 16. PMID: 28508447.

362: Tchernev G, Chokoeva A, Lotti J, França K, Lotti T. Ventral Abdominal Hernia. *Open Access Maced J Med Sci.* 2017 Aug 10;5(5):694-695. doi: 10.3889/oamjms.2017.154. PMID: 28932317; PMCID: PMC5591606.

363: Tchernev G, Patterson JW, Lotti T, Gianfaldoni S, Lotti J, França K, Batashki A, Wollina U. Multiple Primary Recurrent Basaliomas (mPR-BCCs) of the Scalp with Cranial Bone Invasion. *Open Access Maced J Med Sci.* 2017 Jul 25;5(4):564-565. doi: 10.3889/oamjms.2017.145. PMID: 28785366; PMCID: PMC5535691.

364: Lozev I, Pidakev I, Lotti T, Wollina U, Gianfaldoni S, Lotti J, França K, Batashki A, Tchernev G. Severe Acne Inversa - Dermatological Approach in a Bulgarian Patient. *Open Access Maced J Med Sci.* 2017 Jul 24;5(4):561-563. doi: 10.3889/oamjms.2017.144. PMID: 28785365; PMCID: PMC5535690.

365: Tchernev G, Mangarov H, Lozev I, Pidakev I, Lotti T, Wollina U, Gianfaldoni S, Semkova K, Lotti J, França K, Batashki A. Acquired Ulcer-Mutilating Bilateral Acro-Osteopathy (Bureau-Barrière Syndrome). *Open Access Maced J Med Sci.* 2017 Jul 24;5(4):558-560. doi: 10.3889/oamjms.2017.134. PMID: 28785364; PMCID: PMC5535689.

366: Voicu C, Tebeica T, Zanardelli M, Mangarov H, Lotti T, Wollina U, Lotti J,

França K, Batashki A, Tchernev G. Lichen Simplex Chronicus as an Essential Part of the Dermatologic Masquerade. Open Access Maced J Med Sci. 2017 Jul 24;5(4):556-557. doi: 10.3889/oamjms.2017.133. PMID: 28785363; PMCID: PMC5535688.

367: Tchernev G, Gianfaldoni S, Wollina U, Lotti T, Lotti J, França K, Batashki A, Maximov GK. Dermatosurgery Rounds - The Island SKIN Infraorbital Flap. Open Access Maced J Med Sci. 2017 Jul 23;5(4):554-555. doi: 10.3889/oamjms.2017.132. PMID: 28785362; PMCID: PMC5535687.

368: Gianfaldoni S, Tchernev G, Wollina U, Rocchia MG, Fioranelli M, Gianfaldoni R, Lotti T. Syphilis Such As the Other Sexually Transmitted Diseases Are a Cultural Background of Dermatologist. Open Access Maced J Med Sci. 2017 Jul 22;5(4):551-553. doi: 10.3889/oamjms.2017.125. PMID: 28785361; PMCID: PMC5535686.

369: Tchernev G, Lozev I, Pidakev I, Lotti T, Wollina U, Gianfaldoni S, Lotti J, França K, Batashki A, Maximov GK, Chokoeva A. Giant Congenital Melanocytic Nevus (GCMN) - A New Hope for Targeted Therapy? Open Access Maced J Med Sci. 2017 Jul 22;5(4):549-550. doi: 10.3889/oamjms.2017.121. PMID: 28785360; PMCID: PMC5535685.

370: Damianov N, Tronnier M, Koleva N, Wollina U, Gianfaldoni S, Lotti T, Lotti J, França K, Batashki A, Mangarov H, Tchernev G. Verrucous-Keratotic Malignant Melanoma (VKMM). Open Access Maced J Med Sci. 2017 Jul 24;5(4):547-548. doi: 10.3889/oamjms.2017.142. PMID: 28785359; PMCID: PMC5535684.

371: Tchernev G, Lotti T, Wollina U, Gianfaldoni S, Lozev I, Lotti J, França K, Batashki A, Chokoeva A. Genital Bowen's Disease in a Bulgarian Patient: Complete Remission after Surgical Approach. Open Access Maced J Med Sci. 2017 Jul 21;5(4):545-546. doi: 10.3889/oamjms.2017.119. PMID: 28785358; PMCID: PMC5535683.

372: Tebeica T, Voicu C, Patterson JW, Mangarov H, Lotti T, Wollina U, Lotti J, França K, Batashki A, Tchernev G. Interstitial Granulomatous Dermatitis (IGD). Open Access Maced J Med Sci. 2017 Jul 21;5(4):543-544. doi: 10.3889/oamjms.2017.120. PMID: 28785357; PMCID: PMC5535682.

373: Wollina U, Tchernev G, Lotti T. Frictional Dermatoses in a Courier Driver. Open Access Maced J Med Sci. 2017 Jul 20;5(4):541-542. doi: 10.3889/oamjms.2017.108. PMID: 28785356; PMCID: PMC5535681.

374: Tchernev G, Zanardelli M, Voicu C, Bakardzhiev I, Lotti T, Lotti J, França K, Batashki A, Wollina U. Impetiginized Dyshidrotic Eczema. Open Access Maced J Med Sci. 2017 Jul 19;5(4):539-540. doi: 10.3889/oamjms.2017.081. PMID: 28785355; PMCID: PMC5535680.

375: Tchernev G, Patterson JW, Bakardzhiev I, Lotti T, Lotti J, França K, Batashki A, Wollina U. Late Onset Achromatic Melanoma Arising in a Giant Congenital Melanocytic Nevus. Open Access Maced J Med Sci. 2017 Jul 18;5(4):533-534. doi: 10.3889/oamjms.2017.077. PMID: 28785352; PMCID: PMC5535677.

376: Wollina U, Lotti T, Tchernev G. Otophyma, Rhinophyma and Telangiectatic Rosacea - A Rare Combination in a Female Patient. Open Access Maced J Med Sci. 2017 Jul 19;5(4):531-532. doi: 10.3889/oamjms.2017.076. PMID: 28785351; PMCID: PMC5535676.

377: Gianfaldoni S, Tchernev G, Wollina U, Fioranelli M, Rocchia MG, Gianfaldoni R, Lotti T. An Overview of Laser in Dermatology: The Past, the Present and ... the Future (?). Open Access Maced J Med Sci. 2017 Jul 23;5(4):526-530. doi: 10.3889/oamjms.2017.130. PMID: 28785350; PMCID: PMC5535675.

378: Gianfaldoni S, Gianfaldoni R, Wollina U, Lotti J, Tchernev G, Lotti T. An

Overview on Radiotherapy: From Its History to Its Current Applications in Dermatology. Open Access Maced J Med Sci. 2017 Jul 18;5(4):521-525. doi: 10.3889/oamjms.2017.122. PMID: 28785349; PMCID: PMC5535674.

379: Tchernev G, Lozev I, Lotti T, Wollina U, Gianfaldoni S, Guarneri C, Lotti J, França K, Batashki A, Chokoeva A. Dermatologic Surgery and Dermatologic Oncology as an Essential Part of the Modern Dermatology in Bulgaria. Open Access Maced J Med Sci. 2017 Jul 18;5(4):518-520. doi: 10.3889/oamjms.2017.118. PMID: 28785348; PMCID: PMC5535673.

380: Gianfaldoni S, Gianfaldoni R, Tchernev G, Wollina U, Guarneri C, Fioranelli M, Roccia MG, Lotti T. Asymptomatic Papules and Subcutaneous Nodules as First Sign of Gout. Open Access Maced J Med Sci. 2017 Jul 23;5(4):511-514. doi: 10.3889/oamjms.2017.129. PMID: 28785346; PMCID: PMC5535671.

381: Tchernev G, Voicu C, Mihai M, Lupu M, Tebeica T, Koleva N, Wollina U, Lotti T, Mangarov H, Bakardzhiev I, Lotti J, França K, Batashki A, Patterson JW. Basal Cell Carcinoma Surgery: Simple Undermining Approach in Two Patients with Different Tumour Locations. Open Access Maced J Med Sci. 2017 Jul 24;5(4):506-510. doi: 10.3889/oamjms.2017.143. PMID: 28785345; PMCID: PMC5535670.

382: Gianfaldoni S, Tchernev G, Wollina U, Lotti T. Incontinentia Pigmenti: A Case Report of a Complex Systemic Disease. Open Access Maced J Med Sci. 2017 Jul 23;5(4):501-505. doi: 10.3889/oamjms.2017.128. PMID: 28785344; PMCID: PMC5535669.

383: Voicu C, Mihai M, Lupu M, Patterson JW, Koleva N, Wollina U, Lotti T, Lotti J, França K, Batashki A, Gianfaldoni S, Bakardzhiev I, Mangarov H, Tchernev G. Pigmented Paraaxillary Located "Complex" Basal Cell Carcinoma Imitating clinically irritated Melanocytic Lesion - Succesfull Surgical Approach in Bulgarian Patient. Open Access Maced J Med Sci. 2017 Jul 24;5(4):497-500. doi:

10.3889/oamjms.2017.141. PMID: 28785343; PMCID: PMC5535668.

384: Gianfaldoni S, Tchernev G, Wollina U, Lotti T. A Case of Alopecia Areata in a Patient with Turner Syndrome. Open Access Maced J Med Sci. 2017 Jul 23;5(4):493-496. doi: 10.3889/oamjms.2017.127. PMID: 28785342; PMCID: PMC5535667.

385: Guarneri C, Tchernev G, Wollina U, Lotti T, Vaccaro M. Erythema Ab Igne Caused By Laptop Computer. Open Access Maced J Med Sci. 2017 Jul 22;5(4):490-492. doi: 10.3889/oamjms.2017.137. PMID: 28785341; PMCID: PMC5535666.

386: Vaccaro M, Tchernev G, Wollina U, Lotti T, Guarneri C. Trichorhinophalangeal Syndrome. Open Access Maced J Med Sci. 2017 Jul 22;5(4):486-489. doi: 10.3889/oamjms.2017.138. PMID: 28785340; PMCID: PMC5535665.

387: Guarneri C, Tchernev G, Wollina U, Lotti T. Hoigne Syndrome Caused by Intralesional Meglumine Antimoniate. Open Access Maced J Med Sci. 2017 Jul 21;5(4):483-485. doi: 10.3889/oamjms.2017.136. PMID: 28785339; PMCID: PMC5535664.

388: Grigorov Y, Philipov S, Patterson J, Tchernev G, Gianfaldoni S, Lotti T, Wollina U. Subungual Squamous Cell Carcinoma Associated with Long Standing Onychomycosis: Aggressive Surgical Approach with a Favourable Outcome. Open Access Maced J Med Sci. 2017 Jul 21;5(4):480-482. doi: 10.3889/oamjms.2017.116. PMID: 28785338; PMCID: PMC5535663.

389: Guarneri C, Tchernev G, Wollina U, Lotti T. A Misleading Anamnesis: Learning To Suspect. Open Access Maced J Med Sci. 2017 Jul 21;5(4):473-475. doi: 10.3889/oamjms.2017.135. PMID: 28785336; PMCID: PMC5535661.

390: Camozzota C, Goldman A, Tchernev G, Lotti T, Wollina U. A Primary Cutaneous Nocardiosis of the Hand. Open Access Maced J Med Sci. 2017 Jul 20;5(4):470-472. doi: 10.3889/oamjms.2017.106. PMID: 28785335; PMCID: PMC5535660.

391: Gianfaldoni S, Tchernev G, Wollina U, Lotti T. Pustular Palmoplantar Psoriasis Successfully Treated with Nb-UVB Monochromatic Excimer Light: A Case-Report. Open Access Maced J Med Sci. 2017 Jul 19;5(4):462-466. doi: 10.3889/oamjms.2017.080. PMID: 28785333; PMCID: PMC5535658.

392: Gianfaldoni S, Tchernev G, Gianfaldoni R, Wollina U, Lotti T. A Case of "Inflammatory Linear Verrucous Epidermal Nevus" (ILVEN) Treated with CO₂ Laser Ablation. Open Access Maced J Med Sci. 2017 Jul 19;5(4):454-457. doi: 10.3889/oamjms.2017.078. PMID: 28785331; PMCID: PMC5535656.

393: Heinig B, Lotti T, Tchernev G, Wollina U. Hereditary Lymphedema of the Leg - A Case Report. Open Access Maced J Med Sci. 2017 Jul 19;5(4):451-453. doi: 10.3889/oamjms.2017.082. PMID: 28785330; PMCID: PMC5535655.

394: Gianfaldoni S, Tchernev G, Wollina U, Gianfaldoni R, Lotti T. Secondary Syphilis Presenting As Palmoplantar Psoriasis. Open Access Maced J Med Sci. 2017 Jul 18;5(4):445-447. doi: 10.3889/oamjms.2017.087. PMID: 28785328; PMCID: PMC5535653.

395: Mihai MM, Voicu C, Lupu M, Koleva N, Patterson JW, Lotti T, Lotti J, França K, Batashki A, Bakardzhiev I, Wollina U, Tchernev G. Fibroepithelioma of Pinkus (FeP) Located in the Left Lower Quadrant of the Abdomen - Case Report and Review of the Literature. Open Access Maced J Med Sci. 2017 Jul 19;5(4):439-444. doi: 10.3889/oamjms.2017.079. PMID: 28785327; PMCID: PMC5535652.

396: Wollina U, Schönlebe J, Tchernev G, Gianfaldoni S, Lotti T. Cutaneous Angioleiomyoma - A Rare Cause of Posterior Heel Pain: A Case Report. Open Access

Maced J Med Sci. 2017 Jul 19;5(4):436-438. doi: 10.3889/oamjms.2017.110. PMID: 28785326; PMCID: PMC5535651.

397: Gianfaldoni S, Gianfaldoni R, Tchernev G, Lotti J, Wollina U, Lotti T. Erythema Ab Igne Successfully Treated With Mesoglycan and Bioflavonoids: A Case-Report. Open Access Maced J Med Sci. 2017 Jul 18;5(4):432-435. doi: 10.3889/oamjms.2017.123. PMID: 28785325; PMCID: PMC5535650.

398: Wollina U, Langner D, França K, Gianfaldoni S, Lotti T, Tchernev G. Pyogenic Granuloma - A Common Benign Vascular Tumor with Variable Clinical Presentation: New Findings and Treatment Options. Open Access Maced J Med Sci. 2017 Jul 13;5(4):423-426. doi: 10.3889/oamjms.2017.111. PMID: 28785323; PMCID: PMC5535648.

399: Gianfaldoni R, Gianfaldoni S, Lotti J, Tchernev G, Wollina U, Lotti T. The Importance of First Aid to Burned Patients: 30 Years of Experience at the Burns Centre in Pisa. Open Access Maced J Med Sci. 2017 Jul 23;5(4):420-422. doi: 10.3889/oamjms.2017.131. PMID: 28785322; PMCID: PMC5535647.

400: Nussipov Y, Markabayeva A, Gianfaldoni S, Tchernev G, Wollina U, Lotti J, Rocca MG, Fioranelli M, Lotti T. Clinical and Epidemiological Features of Dermatophyte Infections in Almaty, Kazakhstan. Open Access Maced J Med Sci. 2017 Jun 19;5(4):409-413. doi: 10.3889/oamjms.2017.124. PMID: 28785320; PMCID: PMC5535645.

401: França K, Castillo D, Lotti T. Non-cosmetic dermatological use of botulinum neurotoxin. Dermatol Ther. 2017 Jul;30(4). doi: 10.1111/dth.12495. Epub 2017 Apr 20. PMID: 28425626.

402: Lotti T, França K. UVA 1 laser in the treatment of patients with vitiligo. Dermatol Ther. 2017 Jul;30(4). doi: 10.1111/dth.12494. Epub 2017 Apr 20. PMID: 28425613.

403: Fioranelli M, Roccia MG, Lotti T. Therapy with anti-interleukin-31 receptor A antibody for atopic dermatitis. *Dermatol Ther.* 2017 Jul;30(4). doi: 10.1111/dth.12490. Epub 2017 Apr 10. PMID: 28394466.

404: Bonucci M, Fioranelli M, Roccia MG, Lotti T. Possible use of epigallocatechin-3-gallate (EGCG) as prevention of radio dermatitis in radiotherapy treated breast cancer patients. *Dermatol Ther.* 2017 Jul;30(4). doi: 10.1111/dth.12493. Epub 2017 Apr 10. PMID: 28394429.

405: França K, Lotti T. Silymarin for the treatment of obsessive-compulsive disorders in dermatology. *Dermatol Ther.* 2017 Jul;30(4). doi: 10.1111/dth.12487. Epub 2017 Mar 24. PMID: 28338269.

406: França K, Lotti T. Complementary medicine and the role of integrative dermatology for the treatment of atopic dermatitis. *Dermatol Ther.* 2017 Jul;30(4). doi: 10.1111/dth.12469. Epub 2017 Feb 15. PMID: 28198070.

407: Chokoeva A, Sokolova R, Lotti T, Wollina U, Gianfaldoni S, Lotti J, França K, Tchernev G. Congenital Progressive Mutilating Hemangioma. *Open Access Maced J Med Sci.* 2017 Jun 11;5(3):395-396. doi: 10.3889/oamjms.2017.098. PMID: 28698762; PMCID: PMC5503742.

408: França K, Lotti T. Mindfulness within psychological interventions for the treatment of dermatologic diseases. *Dermatol Ther.* 2017 May;30(3). doi: 10.1111/dth.12461. Epub 2017 Jan 30. PMID: 28139041.

409: França K, Lotti T. N-acetyl cysteine in the treatment of trichotillomania. *Dermatol Ther.* 2017 May;30(3). doi: 10.1111/dth.12446. Epub 2016 Nov 27. PMID: 27891708.

410: Nocini PF, Menchini Fabris GB, Gelpi F, Lotti J, Favero V, Zanotti G,

Jurlaro A, Roszkopf I, Lotti T, Barone A, Castegnaro G, De Santis D. Treatment of skin defects with growth factors and biodegradable collagen carrier: histological evaluation in animal model. *J Biol Regul Homeost Agents*. 2017 Apr-Jun;31(2 Suppl. 2):1-13. PMID: 28702959.

411: Tchernev G, Pidakev I, Lozev I, Lotti T, Wollina U. Multiple nonsyndromic acquired basal cell carcinomas : Uncommon clinical presentation in a Bulgarian patient. *Wien Med Wochenschr*. 2017 Apr;167(5-6):134-138. doi: 10.1007/s10354-017-0545-7. Epub 2017 Feb 20. PMID: 28220371.

412: Tchernev G, Pidakev I, Lozev I, Lotti T, Cardoso JC, Patterson JW. Undermining plastic surgery as a possible option for treating basal cell carcinoma of the forehead. *Wien Med Wochenschr*. 2017 Apr;167(5-6):131-133. doi: 10.1007/s10354-017-0542-x. Epub 2017 Feb 13. PMID: 28194541.

413: Tchernev G, Chokoeva AA, Lotti T, Philipov S. Melanoma in situ (MIS) in a patient with atypical mole syndrome (AMS): with aggressiveness to success? *Wien Med Wochenschr*. 2017 Apr;167(5-6):114-116. doi: 10.1007/s10354-016-0503-9. Epub 2016 Sep 6. PMID: 27600562.

414: Fioranelli M, Rocchia MG, Lotti T. Coronary blood flow and psoriasis. *Dermatol Ther*. 2017 Mar;30(2). doi: 10.1111/dth.12471. Epub 2017 Feb 17. PMID: 28211598.

415: Pietrzak A, Grywalska E, Walankiewicz M, Lotti T, Roliński J, Myśliński W, Chabros P, Piekarska-Myślińska D, Reich K. Psoriasis and metabolic syndrome in children: current data. *Clin Exp Dermatol*. 2017 Mar;42(2):131-136. doi: 10.1111/ced.13014. Epub 2017 Jan 2. PMID: 28044372.

416: Goren A, Bolanča Ž, Lotti T, Šitum M. Novel technique for repigmentation of senescence grey hair. *Dermatol Ther*. 2017 Mar;30(2). doi: 10.1111/dth.12436. Epub 2016 Dec 5. PMID: 27917579.

417: Scaglione D, Lotti T, Ficara E, Malpei F. Inhibition on anammox bacteria upon exposure to digestates from biogas plants treating the organic fraction of municipal solid waste and the role of conductivity. *Waste Manag.* 2017 Mar;61:213-219. doi: 10.1016/j.wasman.2016.11.014. Epub 2016 Nov 21. PMID: 27884619.

418: Edwards LR, Privette ED, Patterson JW, Tchernev G, Chokoeva AA, Wollina U, Lotti T, Wilson BB. Radiation-induced lichen sclerosus of the vulva : First report in the medical literature. *Wien Med Wochenschr.* 2017 Mar;167(3-4):74-77. doi: 10.1007/s10354-016-0525-3. Epub 2016 Nov 10. PMID: 27832422.

419: Guarneri C, Chokoeva AA, Wollina U, Lotti T, Tchernev G. Trombiculiasis: not only a matter of animals! *Wien Med Wochenschr.* 2017 Mar;167(3-4):70-73. English. doi: 10.1007/s10354-016-0521-7. Epub 2016 Nov 2. PMID: 27807674.

420: França K, Lotti T. Botulinum toxin for the treatment of depression. *Dermatol Ther.* 2017 Mar;30(2). doi: 10.1111/dth.12422. Epub 2016 Oct 28. PMID: 27791313.

421: França K, Lotti TM. Psycho-Neuro-Endocrine-Immunology: A Psychobiological Concept. *Adv Exp Med Biol.* 2017;996:123-134. doi: 10.1007/978-3-319-56017-5_11. PMID: 29124696.

422: Lotti TM, Gianfaldoni S. Ultraviolet A-1 in Dermatological Diseases. *Adv Exp Med Biol.* 2017;996:105-110. doi: 10.1007/978-3-319-56017-5_9. PMID: 29124694.

423: Aragona SE, Mereghetti G, Lotti J, Vosa A, Lotti T, Canavesi E. Electromagnetic field in control tissue regeneration, pelvic pain, neuro-inflammation and modulation of non-neuronal cells. *J Biol Regul Homeost Agents.* 2017 APR-JUN;31(2 Suppl. 2):219-225. PMID: 28702986.

424: Aragona SE, Grassi FR, Nardi G, Lotti J, Mereghetti G, Canavesi E, Equizi E, Puccio AM, Lotti T. Photobiomodulation with polarized light in the treatment of cutaneous and mucosal ulcerative lesions. *J Biol Regul Homeost Agents*. 2017 APR-JUN;31(2 Suppl. 2):213-218. PMID: 28702985.

425: Aragona SE, Mereghetti G, Bianchetti M, Mangiavillano B, Zurlo T, Lotti J, La Mantia I, França K, Lotti T. Regenerative medicine in the treatment of gastro-esophageal reflux disease and laryngo-pharyngeal reflux. From research to cure. *J Biol Regul Homeost Agents*. 2017 APR-JUN;31(2 Suppl. 2):207-212. PMID: 28702984.

426: Aragona SE, Mereghetti G, Gianazza G, Equizi E, Lotti J, Lotti T, Battioli C. Photobiomodulation in the treatment of chronic non-responding wounds. *J Biol Regul Homeost Agents*. 2017 APR-JUN;31(2 Suppl. 2):201-205. PMID: 28702983.

427: Aragona SE, Amori P, Mereghetti G, Lotti J, Lotti T. Chronic inflammation therapy combined with low dose cytokines in the treatment of chronic ulcers of lower limbs. *J Biol Regul Homeost Agents*. 2017 APR-JUN;31(2 Suppl. 2):193-200. PMID: 28702982.

428: Rovesti M, Satolli F, Zucchi A, Gandolfi M, Fioranelli M, Roccia MG, Boccalari M, França K, Lotti J, Zerbinati N, Lotti T, Feliciani C. Between history and gossip: the state of women relative to syphilis, a traditionally male disease. *J Biol Regul Homeost Agents*. 2017 APR-JUN;31(2 Suppl. 2):187-191. PMID: 28702981.

429: Rovesti M, Satolli F, Zucchi A, Gandolfi M, Fioranelli M, Roccia MG, Boccalari M, França K, Lotti J, Zerbinati N, Lotti T, Feliciani C. A short novel about the spread of two important diseases in history: syphilis and SARS. *J Biol Regul Homeost Agents*. 2017 APR-JUN;31(2 Suppl. 2):183-186. PMID: 28702980.

430: Colombo GVL, Fanton V, Sosa D, Criado Scholz E, Lotti J, Aragona SE, Lotti T. Use of platelet rich plasma in human infertility. *J Biol Regul Homeost Agents*. 2017 APR-JUN;31(2 Suppl. 2):179-182. PMID: 28702979.

431: Agrawal M, Lotti J, França K, Fioranelli M, Roccia MG, Lotti T. The evolution of artificial hair implantation. *J Biol Regul Homeost Agents*. 2017 APR-JUN;31(2 Suppl. 2):169-177. PMID: 28702978.

432: Zerbinati N, Tchernev G, Wollina U, Lotti J, França K, Lotti T, Gianfaldoni S. Laser treatment of leg ulcers: selected concepts. *J Biol Regul Homeost Agents*. 2017 APR-JUN;31(2 Suppl. 2):163-167. PMID: 28702977.

433: Amori P, Lotti J, Lotti T, Vitiello G. Spontaneous retrospective clinical evaluation of a new phytoestrogen-based cosmetic gel cream on postmenopausal women's skin. *J Biol Regul Homeost Agents*. 2017 APR-JUN;31(2 Suppl. 2):147-151. PMID: 28702975.

434: Amori P, Lotti J, Lotti T, Vitiello G. Clinical evaluation of a new cosmetic cream containing PEPHA[®]-TIGHT on the skin of childbearing women. *J Biol Regul Homeost Agents*. 2017 APR-JUN;31(2 Suppl. 2):141-145. PMID: 28702974.

435: Borgia F, Vaccaro M, Gasco L, Lotti J, Lotti T, Guarneri C. Laser treatment of post-thyroidectomy scar. *J Biol Regul Homeost Agents*. 2017 APR-JUN;31(2 Suppl. 2):121-129. PMID: 28702972.

436: Gianfaldoni S, Wollina U, Lotti J, Gianfaldoni R, Lotti T, Fioranelli M, Roccia MG. History of venous leg ulcers. *J Biol Regul Homeost Agents*. 2017 APR-JUN;31(2 Suppl. 2):107-120. PMID: 28702971.

437: De Santis D, Menchini Fabris GB, Lotti J, Palumbo C, Ferretti M, Castellani R, Lotti T, Zanotti G, Gelpi F, Covani C, Nocini PF. Bi-layered collagen nano-structured membrane prototype collagen matrix 10826[®] for soft tissue

regeneration in rabbits: an in vivo ultra-structural study of the early healing phase. *J Biol Regul Homeost Agents*. 2017 APR-JUN;31(2 Suppl. 2):91-97. PMID: 28702969.

438: Guarneri C, Lotti J, Fioranelli M, Roccia MG, Lotti T, Guarneri F. Possible role of *Helicobacter pylori* in diseases of dermatological interest. *J Biol Regul Homeost Agents*. 2017 APR-JUN;31(2 Suppl. 2):57-77. PMID: 28702966.

439: Vaccaro M, Lentini M, Lotti J, Fioranelli M, Roccia MG, Lotti T, Guarneri C. Hard to face: cutaneous malignant melanoma. *J Biol Regul Homeost Agents*. 2017 APR-JUN;31(2 Suppl. 2):53-55. PMID: 28702965.

440: Gianfaldoni S, Lotti J, Roccia MG, Fioranelli M, Gianfaldoni R, Lotti T. Stigmata in the history: between faith, mysticism and science. *J Biol Regul Homeost Agents*. 2017 APR-JUN;31(2 Suppl. 2):45-52. PMID: 28702964.

441: Unal E, Lotti J, Fioranelli M, Roccia MG, Lotti T, Guarneri C, Parlak N. Duncan's dermatosis: from the "terra firma-forme" to a possible syndromic condition. The story of a dirty disease. *J Biol Regul Homeost Agents*. 2017 APR-JUN;31(2 Suppl. 2):39-44. PMID: 28702963.

442: Vaccaro M, Lotti J, Fioranelli M, Roccia MG, Lotti T, Guarneri C. Unexpected parasitosis. *J Biol Regul Homeost Agents*. 2017 APR-JUN;31(2 Suppl. 2):35-37. PMID: 28702962.

443: Cona F, Lotti J, Fioranelli M, Roccia MG, Lotti T, Guarneri C. Cutaneous manifestations in Steinert's disease. Apropos of four clinical cases. *J Biol Regul Homeost Agents*. 2017 APR-JUN;31(2 Suppl. 2):23-33. PMID: 28702961.

444: Goren A, Kovacevic M, Lotti T. Melanin of the nipple areola complex. *J Biol Regul Homeost Agents*. 2017 Jan-Mar;31(1):237-238. PMID: 28337898.

445: França K, Lotti T. Stress coping strategies for the optimal treatment of melanoma. *Dermatol Ther.* 2017 Jan;30(1). doi: 10.1111/dth.12421. Epub 2016 Sep 4. PMID: 27592687.

446: Zanardelli M, Goren A, Lotti T. Melanocytes precursor cells as a novel treatment for vitiligo. *G Ital Dermatol Venereol.* 2016 Dec;151(6):726-727. Epub 2015 Dec 23. PMID: 26698273.

447: Bonucci M, Fioranelli M, Rocchia MG, Di Nardo V, Carolina JA, Lotti T. Use of Boswellia-based cream for prevention of adjuvant radiotherapy skin damage in mammary carcinoma. *Dermatol Ther.* 2016 Nov;29(6):393. doi: 10.1111/dth.12351. Epub 2016 Mar 22. PMID: 27003094.

448: Stanimirovic A, Kovacevic M, Korobko I, Šitum M, Lotti T. Combined therapy for resistant vitiligo lesions: NB-UVB, microneedling, and topical latanoprost, showed no enhanced efficacy compared to topical latanoprost and NB-UVB. *Dermatol Ther.* 2016 Sep;29(5):312-316. doi: 10.1111/dth.12363. Epub 2016 Jun 30. PMID: 27356486.

449: Barygina V, Becatti M, Lotti T, Taddei N, Fiorillo C. Low dose cytokines reduce oxidative stress in primary lesional fibroblasts obtained from psoriatic patients. *J Dermatol Sci.* 2016 Sep;83(3):242-4. doi: 10.1016/j.jdermsci.2016.06.002. Epub 2016 Jun 1. PMID: 27317477.

450: Becatti M, Barygina V, Emmi G, Silvestri E, Taddei N, Lotti T, Fiorillo C. SIRT1 activity is decreased in lesional psoriatic skin. *Intern Emerg Med.* 2016 Sep;11(6):891-3. doi: 10.1007/s11739-016-1482-y. Epub 2016 Jun 10. PMID: 27286867.

451: Fioranelli M, Rocchia MG, Di Nardo V, Aracena CJ, Lotti T. Vitamin D supplementation for childhood atopic dermatitis. *Dermatol Ther.* 2016 Sep;29(5):303. doi: 10.1111/dth.12341. Epub 2016 Mar 11. PMID: 26970555.

452: Rodriguez-Sanchez A, Purswani J, Lotti T, Maza-Marquez P, van Loosdrecht MC, Vahala R, Gonzalez-Martinez A. Distribution and microbial community structure analysis of a single-stage partial nitrification/anammox granular sludge bioreactor operating at low temperature. *Environ Technol*. 2016 Sep;37(18):2281-91. doi: 10.1080/09593330.2016.1147613. Epub 2016 Feb 25. PMID: 26829222.

453: Fioranelli M, Rocchia MG, Lotti T. Brodalumab versus ustekinumab in psoriasis. *Dermatol Ther*. 2016 Sep;29(5):298. doi: 10.1111/dth.12323. Epub 2015 Dec 2. PMID: 26627075.

454: Kovacevic M, Stanimirovic A, Vucic M, Goren A, Situm M, Lukinovic Skudar V, Lotti T. Mixed vitiligo of Blaschko lines: a newly discovered presentation of vitiligo responsive to combination treatment. *Dermatol Ther*. 2016 Jul;29(4):240-3. doi: 10.1111/dth.12345. Epub 2016 Mar 11. PMID: 26970077.

455: Fioranelli M, Rocchia MG, Lotti T. Perioperative bridging anticoagulation in patients with atrial fibrillation ongoing an elective surgical dermatologic therapy. *Dermatol Ther*. 2016 Jul;29(4):289. doi: 10.1111/dth.12316. Epub 2015 Dec 2. PMID: 26626319.

456: Fioranelli M, Rocchia MG, Lotti T. Treatment of dermatomyositis with ruxolitinib. *Dermatol Ther*. 2016 Jul;29(4):285. doi: 10.1111/dth.12308. Epub 2015 Oct 8. PMID: 26448614.

457: Bakardzhiev I, Chokoeva AA, Krasnaliev I, Tana C, Wollina U, Lotti T, Tchernev G. Unilateral unique Lupus tumidus: pathogenetic mystery and diagnostic problem. *Wien Med Wochenschr*. 2016 May;166(7-8):250-3. English. doi: 10.1007/s10354-015-0421-2. Epub 2016 Jan 13. PMID: 26762262.

458: Bakardzhiev I, Chokoeva A, Tchernev G, Wollina U, Lotti T. Tinea profunda

of the genital area. Successful treatment of a rare skin disease. *Dermatol Ther.* 2016 May;29(3):181-3. doi: 10.1111/dth.12311. Epub 2015 Nov 2. PMID: 26555874.

459: Tchernev G, Chokoeva AA, Wollina U, Lotti T. Persistent subungual and periungual hematoma versus melanoma: to cut it or to leave it? *Dermatol Ther.* 2016 May;29(3):150-1. doi: 10.1111/dth.12293. Epub 2015 Sep 3. PMID: 26333508.

460: Barygina V, Becatti M, Mannucci A, Taddei N, Tirant M, Hercogová J, França K, Fioranelli M, Roccia MG, Tchernev G, Wollina U, Lotti T, Fiorillo C. Rapid communication: a vegetable oil extract restores redox status in fibroblasts from psoriatic patients. *J Biol Regul Homeost Agents.* 2016 Apr-Jun;30(2 Suppl 3):129-31. PMID: 27498670.

461: França K, Tirant M, Hercogová J, Novotny F, Fioranelli M, Gianfaldoni S, Chokoeva AA, Tchernev G, Wollina U, Roccia MG, Lotti T. Quality of life aspects of patients with psoriasis using a series of herbal products. *J Biol Regul Homeost Agents.* 2016 Apr-Jun;30(2 Suppl 3):121-7. PMID: 27498669.

462: França K, Novotny F, Hercogová J, Fioranelli M, Gianfaldoni S, Chokoeva AA, Tchernev G, Wollina U, Tirant M, Roccia MG, Lotti T. Efficacy and safety of Dr Michaels® (Soratinex®) product family for the topical treatment of psoriasis: a monitored status study. *J Biol Regul Homeost Agents.* 2016 Apr-Jun;30(2 Suppl 3):115-9. PMID: 27498668.

463: Gianfaldoni S, Hercogová J, Fioranelli M, Chokoeva AA, Tchernev G, Wollina U, Tirant M, Novotny F, Roccia MG, Maximov GK, França K, Lotti T. An innovative, promising topical treatment for psoriasis: a Romanian clinical study. *J Biol Regul Homeost Agents.* 2016 Apr-Jun;30(2 Suppl 3):109-13. PMID: 27498667.

464: Wollina U, Hercogová J, Fioranelli M, Gianfaldoni S, Chokoeva AA, Tchernev G, Tirant M, Novotny F, Roccia MG, Maximov GK, França K, Lotti T. Scalp psoriasis: a promising natural treatment. *J Biol Regul Homeost Agents.* 2016 Apr-

Jun;30(2 Suppl 3):103-8. PMID: 27498666.

465: Tirant M, Bayer P, Hercogová J, Fioranelli M, Gianfaldoni S, Chokoeva AA, Tchernev G, Wollina U, Novotny F, Roccia MG, Maximov GK, França K, Lotti T. Successful treatment of facial systemic lupus erythematosus lesions with Dr Michaels® (Soratinex®) product family. A case report. J Biol Regul Homeost Agents. 2016 Apr-Jun;30(2 Suppl 3):95-102. PMID: 27498665.

466: Hercogová J, Tirant M, Bayer P, Coburn M, Donnelly B, Kennedy T, Gaibor J, Arora M, Clews L, Fioranelli M, Gianfaldoni S, Chokoeva AA, Tchernev G, Wollina U, Novotny F, Roccia MG, Maximov GK, França K, Lotti T. Successful treatment of recalcitrant candidal intertrigo with Dr Michaels® (Fungatinex®) product family. J Biol Regul Homeost Agents. 2016 Apr-Jun;30(2 Suppl 3):89-93. PMID: 27498664.

467: Wollina U, Hercogová J, Fioranelli M, Gianfaldoni S, Chokoeva AA, Tchernev G, Tirant M, Novotny F, Roccia MG, Maximov GK, França K, Lotti T. Successful treatment of alopecia areata with Dr. Michaels® (Alopinex) product family. J Biol Regul Homeost Agents. 2016 Apr-Jun;30(2 Suppl 3):83-7. PMID: 27498663.

468: Hercogová J, Fioranelli M, Gianfaldoni S, Chokoeva AA, Tchernev G, Wollina U, Tirant M, Novotny F, Roccia MG, Maximov GK, França K, Lotti T. Dr Michaels® product family (also branded as Soratinex®) versus Methylprednisolone aceponate - a comparative study of the effectiveness for the treatment of plaque psoriasis. J Biol Regul Homeost Agents. 2016 Apr-Jun;30(2 Suppl 3):77-81. PMID: 27498662.

469: Hercogová J, Fioranelli M, Gianfaldoni S, Chokoeva AA, Tchernev G, Wollina U, Tirant M, Novotny F, Roccia MG, Maximov GK, França K, Lotti T. Investigation of the efficacy of Dr Michaels® (Soratinex®) family in maintaining a symptom-free state for patients with psoriasis in remission. A retrospective, comparative study. J Biol Regul Homeost Agents. 2016 Apr-Jun;30(2 Suppl 3):73-5. PMID: 27498661.

470: Tirant M, Bayer P, Hercogová J, Fioranelli M, Gianfaldoni S, Chokoeva AA, Tchernev G, Wollina U, Novotny F, Roccia MG, Maximov GK, França K, Lotti T. Treatment of ichthyosis lamellaris using a series of herbal skin care products family. *J Biol Regul Homeost Agents*. 2016 Apr-Jun;30(2 Suppl 3):65-72. PMID: 27498660.

471: França K, Hercogová J, Fioranelli M, Gianfaldoni S, Chokoeva AA, Tchernev G, Wollina U, Tirant M, Bayer P, Coburn M, Anderson P, Donnelly B, Kennedy T, Gaibor J, Arora M, Clews L, Novotny F, Roccia MG, Maximov GK, Lotti T. Investigation of the efficacy and tolerability of Dr Michaels® (also branded as Eczitinex® and Itchinex Eczitinex®) topical products in the treatment of atopic dermatitis in children. *J Biol Regul Homeost Agents*. 2016 Apr-Jun;30(2 Suppl 3):55-63. PMID: 27498659.

472: Wollina U, Tirant M, Bayer P, Coburn M, Anderson P, Donnelly B, Kennedy T, Gaibor J, Arora M, Clews L, Walmsley S, Hercogová J, Fioranelli M, Gianfaldoni S, Chokoeva AA, Tchernev G, Novotny F, Roccia MG, Maximov GK, França K, Lotti T. Successful treatment of mild to moderate acne vulgaris with Dr Michaels® (also branded as Zitinex®) topical products family: a clinical trial. *J Biol Regul Homeost Agents*. 2016 Apr-Jun;30(2 Suppl 3):49-54. PMID: 27498658.

473: Hercogová J, Fioranelli M, Gianfaldoni S, Chokoeva AA, Tchernev G, Wollina U, Tirant M, Novotny F, Roccia MG, Maximov GK, França K, Lotti T. Dr Michaels® (Soratinex®) product for the topical treatment of psoriasis: a Hungarian/Czech and Slovak study. *J Biol Regul Homeost Agents*. 2016 Apr-Jun;30(2 Suppl 3):43-7. PMID: 27498657.

474: Tirant M, Anderson P, Bayer P, Hercogová J, Fioranelli M, Gianfaldoni S, Chokoeva AA, Tchernev G, Wollina U, Novotny F, Roccia MG, Maximov GK, França K, Lotti T. Successful treatment of a chronic eczema in a 48-year-old female with Dr Michaels® (Eczitinex® and Itchinex®) product family. A case report. *J Biol*

Regul Homeost Agents. 2016 Apr-Jun;30(2 Suppl 3):35-42. PMID: 27498656.

475: Fioranelli M, Hercogová J, Gianfaldoni S, Chokoeva AA, Tchernev G, Wollina U, Tirant M, Novotny F, Roccia MG, Maximov GK, França K, Lotti T. Clinical evaluation of the effectiveness of “Dr Michaels®” (also branded as Soratinex®) products in the topical treatment of patients with plaque psoriasis. J Biol Regul Homeost Agents. 2016 Apr-Jun;30(2 Suppl 3):29-34. PMID: 27498655.

476: Tirant M, Hercogová J, Fioranelli M, Gianfaldoni S, Chokoeva AA, Tchernev G, Wollina U, Novotny F, Roccia MG, Maximov GK, França K, Lotti T. Nail psoriasis in an adult successfully treated with a series of herbal skin care products family – a case report. J Biol Regul Homeost Agents. 2016 Apr-Jun;30(2 Suppl 3):21-8. PMID: 27498654.

477: Hercogová J, Fioranelli M, Gianfaldoni S, Chokoeva AA, Tchernev G, Wollina U, Tirant M, Novotny F, Roccia MG, Maximov GK, França K, Lotti T. A clinical examination of the efficacy of preparation of Dr Michaels® (also branded as Soratinex®) products in the treatment of psoriasis. J Biol Regul Homeost Agents. 2016 Apr-Jun;30(2 Suppl 3):15-20. PMID: 27498653.

478: França K, Hercogová J, Fioranelli M, Gianfaldoni S, Chokoeva AA, Tchernev G, Wollina U, Tirant M, Novotny F, Roccia MG, Maximov GK, Lotti T. A European prospective, randomized placebo-controlled doubleblind Study on the efficacy and safety of Dr Michaels® (also branded as Soratinex®) product family for stable chronic plaque psoriasis. J Biol Regul Homeost Agents. 2016 Apr-Jun;30(2 Suppl 3):9-14. PMID: 27498652.

479: Wollina U, Hercogová J, Fioranelli M, Gianfaldoni S, Chokoeva AA, Tchernev G, Tirant M, Novotny F, Roccia MG, Maximov GK, França K, Lotti T. A multi-centred open trial of “Dr Michaels®” (also branded as Soratinex®) topical product family in psoriasis. J Biol Regul Homeost Agents. 2016 Apr-Jun;30(2 Suppl 3):1-7. PMID: 27498651.

480: Chokoeva AA, Fioranelli M, Roccia MG, Lotti T, Wollina U, Tchernev G. Multifocal infantile progressive hemangiomas with ocular involvement: unique presentation in a Bulgarian newborn. *J Biol Regul Homeost Agents*. 2016 Apr-Jun;30(2 Suppl 2):61-3. PMID: 27373138.

481: Chokoeva AA, Fioranelli M, Roccia MG, Lotti T, Wollina U, Tchernev G. Giant congenital melanocytic nevus in a Bulgarian newborn. *J Biol Regul Homeost Agents*. 2016 Apr-Jun;30(2 Suppl 2):57-60. PMID: 27373137.

482: Goldman A, Wollina U, Tchernev G, Chokoeva AA, Lotti T. Medium-sized congenital melanocytic nevus of the forehead, glabella and temple – surgical treatment and long-term follow-up. *J Biol Regul Homeost Agents*. 2016 Apr-Jun;30(2 Suppl 2):53-8. PMID: 27373136.

483: Kanazawa N, Tchernev G, Chokoeva AA, Maximov GK, Wollina U, Lotti T, Patterson JW, Guarneri C, Tana C, Furukawa F. Interstitial granulomatous dermatitis demonstrating small, discrete skin-colored papules. *J Biol Regul Homeost Agents*. 2016 Apr-Jun;30(2 Suppl 2):49-52. PMID: 27373135.

484: Tana C, Tchernev G, Chokoeva AA, Wollina U, Lotti T, Fioranelli M, Roccia MG, Maximov GK, Silingardi M. Pulmonary and abdominal sarcoidosis, the great imitators on imaging? *J Biol Regul Homeost Agents*. 2016 Apr-Jun;30(2 Suppl 2):45-8. PMID: 27373134.

485: Gagnon AL, Daniel S, Greer K, Patterson JW, Tchernev G, Chokoeva AA, Wollina U, Lotti T, Fioranelli M, Roccia MG, Guarneri C, Aguilera N. Langerhans cell sarcoma: an unusual microscopic presentation. *J Biol Regul Homeost Agents*. 2016 Apr-Jun;30(2 Suppl 2):39-43. PMID: 27373133.

486: Fama F, Sindoni A, Tchernev G, Chokoeva AA, Wollina U, Lotti T, Maximov GK, Patterson JW, Fioranelli M, Roccia MG, Ieni A, Cascio A, Gioffre-Florio M,

Guarneri C. Uncommon clinical presentation of Kimura's disease as bilateral retroauricular masses in a young Malian male: successful surgical approach. *J Biol Regul Homeost Agents*. 2016 Apr-Jun;30(2 Suppl 2):35-8. PMID: 27373132.

487: Tchernev G, Sheta M, Rahoui M, Chokoeva AA, Wollina U, Maximov GK, Patterson JW, Fioranelli M, Roccia MG, Ananiev J, Lotti T. Biofibre hair implant: what is new, what is true? *J Biol Regul Homeost Agents*. 2016 Apr-Jun;30(2 Suppl 2):27-34. PMID: 27373131.

488: Ramos O, Tchernev G, Chokoeva AA, Wollina U, Maximov GK, Patterson JW, Fioranelli M, Roccia MG, Ananiev J, Lotti T. Biofibre hair implant – impact on the quality of life. *J Biol Regul Homeost Agents*. 2016 Apr-Jun;30(2 Suppl 2):21-5. PMID: 27373130.

489: Stowman AM, Griffin MM, Kanner WA, Tchernev G, Chokoeva AA, Wollina U, Lotti T, Fioranelli M, Roccia MG, Maximov GK, Patterson JW. Coexistent trichilemmoma and trichoblastoma without associated nevus sebaceus. *J Biol Regul Homeost Agents*. 2016 Apr-Jun;30(2 Suppl 2):17-20. PMID: 27373129.

490: Klug DJ, Darling MD, Kaley JR, Tchernev G, Chokoeva AA, Wollina U, Lotti T, Fioranelli M, Roccia MG, Maximov GK, Gagnon AL, Patterson JW. Isolated CMV infection causing perianal and sacral ulceration in a patient with aids. *J Biol Regul Homeost Agents*. 2016 Apr-Jun;30(2 Suppl 2):13-5. PMID: 27373128.

491: Maximov GK, Maximov KG, Chokoeva AA, Lotti T, Wollina U, Patterson JW, Guarneri C, Tana C, Fioranelli M, Roccia MG, Kanazawa N, Tchernev G. 5-hydroxytryptamine and Lyme disease. Opportunity for a novel therapy to reduce the cerebellar tremor? *J Biol Regul Homeost Agents*. 2016 Apr-Jun;30(2 Suppl 2):7-12. PMID: 27373127.

492: Fama' F, Ieni A, Tchernev G, Chokoeva AA, Maximov GK, Wollina U, Lotti T, Patterson JW, Fioranelli M, Roccia MG, Guarneri C, Gioffre-Florio M.

Pilomatrixoma of the breast in a patient with type 1 myotonic dystrophy: successful surgical approach. *J Biol Regul Homeost Agents*. 2016 Apr-Jun;30(2 Suppl 2):1-6. PMID: 27373126.

493: Prezioso D, Strazzullo P, Lotti T, Bianchi G, Borghi L, Caione P, Carini M, Caudarella R, Ferraro M, Gambaro G, Gelosa M, Guttilla A, Illiano E, Martino M, Meschi T, Messa P, Miano R, Napodano G, Nouvenne A, Rendina D, Rocco F, Rosa M, Sanseverino R, Salerno A, Spatafora S, Tasca A, Ticinesi A, Travaglini F, Trinchieri A, Vespasiani G, Zattoni F. ERRATUM: Dietary treatment of urinary risk factors for renal stone formation. A review of CLU Working Group. *Arch Ital Urol Androl*. 2016 Mar 31;88(1):76. doi: 10.4081/aiua.2016.1.76. Erratum for: *Arch Ital Urol Androl*. 2015 Jun;87(2):105-20. Ferraro, Manuel [added]. PMID: 27072186.

494: Zanardelli M, Kovacevic M, McCoy J, Wang X, Goren A, Lotti T. Management of chronic pruritus with a UV filtering topical cream. *Dermatol Ther*. 2016 Mar-Apr;29(2):101-3. doi: 10.1111/dth.12309. Epub 2015 Nov 2. PMID: 26849280.

495: Guarneri C, Wollina U, Chokoeva A, Lotti TM, Tchernev G. A strange infiltrative plaque on the face. *Braz J Infect Dis*. 2016 Mar-Apr;20(2):214-5. doi: 10.1016/j.bjid.2015.11.005. Epub 2015 Dec 31. PMID: 26748228; PMCID: PMC9427563.

496: Guarneri C, Tchernev G, Bevelacqua V, Lotti T, Nunnari G. The unwelcome trio: HIV plus cutaneous and visceral leishmaniasis. *Dermatol Ther*. 2016 Mar-Apr;29(2):88-91. doi: 10.1111/dth.12303. Epub 2015 Nov 2. PMID: 26555699.

497: Tchernev G, Chokoeva AA, Wollina U, Lotti T. Conjunctival melanoma: What's new? *Dermatol Ther*. 2016 Mar-Apr;29(2):77-8. doi: 10.1111/dth.12290. Epub 2015 Sep 3. PMID: 26334042.

498: Rivkina T, Hercogova J, Lotti T. P.N.E.I.: life and death of skin cells. A

new paradigm in the treatment of vitiligo: the low dose cytokines therapy.

Dermatol Ther. 2016 Mar-Apr;29(2):134-5. doi: 10.1111/dth.12268. Epub 2015 Aug 24. PMID: 26301817.

499: Gonzalez-Martinez A, Rodriguez-Sanchez A, Lotti T, Garcia-Ruiz MJ, Osorio F, Gonzalez-Lopez J, van Loosdrecht MC. Comparison of bacterial communities of conventional and A-stage activated sludge systems. Sci Rep. 2016 Jan 5;6:18786. doi: 10.1038/srep18786. PMID: 26728449; PMCID: PMC4700461.

500: Tourli I, Langner D, Haroske G, Tchernev G, Lotti T, Wollina U. BASAL CELL CARCINOMA OF THE HEAD-AND-NECK REGION: A SINGLE CENTER ANALYSIS OF 1,750 TUMORS. Georgian Med News. 2016 Jan;(250):33-9. PMID: 26870972.

501: Di Nuzzo S, Boccaletti V, Fantini C, Cortelazzi C, Missale G, Fabrizi G, Lotti T, Hercogová J, Pagliarello C. Are Anti-TNF- α Agents Safe for Treating Psoriasis in Hepatitis C Virus Patients with Advanced Liver Disease? Case Reports and Review of the Literature. Dermatology. 2016;232(1):102-6. doi: 10.1159/000439587. Epub 2015 Oct 8. PMID: 26444967.

502: Tchernev G, Chokoeva AA, Wollina U, Lotti T. De novo congenital malignant melanoma: whats new in diagnosis and treatment? Dermatol Ther. 2016 Jan-Feb;29(1):13-4. doi: 10.1111/dth.12279. Epub 2015 Aug 17. PMID: 26279460.

503: Ananiev J, Chokoeva AA, Stamatov T, Maximov GK, Bakardzhiev I, Guarneri C, Tana C, Wollina U, Lotti T, Tchernev G. The "different face" of esophageal cancer: cutaneous manifestation of visceral malignancies. Wien Med Wochenschr. 2015 Dec;165(23-24):509-11. doi: 10.1007/s10354-015-0398-x. Epub 2015 Nov 9. PMID: 26553368.

504: Chokoeva A, Wollina U, Lotti T, Tana C, Tchernev G. NEVUS DEPIGMENTOSUS ASSOCIATED WITH NEVUS SPILUS: FIRST REPORT IN THE WORLD LITERATURE. Georgian Med News. 2015 Nov;(248):73-6. PMID: 26656555.

505: Lotti T. Erfolgreiche Kombinationsbehandlung der Psoriasis mit Phototherapie und niedrig dosierten Zytokinen : Spontane retrospektive klinische Beobachtungsstudie [Successful combination treatment for psoriasis with phototherapy and low-dose cytokines: A spontaneous, retrospective observational clinical study]. *Hautarzt*. 2015 Nov;66(11):849-54. German. doi: 10.1007/s00105-015-3698-6. PMID: 26449546.

506: Tchernev G, Chokoeva AA, Wollina U, Lotti T. Sarcoid-like reactions (SLRs) or autonomous sarcoidosis (AS)? Differentiation probably important? *Wien Med Wochenschr*. 2015 Nov;165(21-22):462-3. doi: 10.1007/s10354-015-0390-5. Epub 2015 Oct 6. PMID: 26442850.

507: Chokoeva AA, Tchernev G, Wollina U, Lotti T. Cutaneous melanoma: how to improve the quality of diagnosis and treatment - a regional experience. *Dermatol Ther*. 2015 Nov-Dec;28(6):344-5. doi: 10.1111/dth.12278. Epub 2015 Aug 17. PMID: 26279288.

508: D'Erme AM, Mateeva V, Lotti T. UVA-1 laser: new device in phototherapeutic armamentarium of the dermatologist. *Dermatol Ther*. 2015 Nov-Dec;28(6):406-7. doi: 10.1111/dth.12245. Epub 2015 Jun 18. PMID: 26087897.

509: Bakardzhiev I, Chokoeva AA, Maximov GK, Wollina U, Lotti T, Gianfaldoni S, Tchernev G. Neglected giant spinocellular carcinoma of the lower lip. *J Biol Regul Homeost Agents*. 2015 Oct-Dec;29(4):865-7. PMID: 26753649.

510: Lotti T, Kleerebezem R, Abelleira-Pereira JM, Abbas B, van Loosdrecht MC. Faster through training: The anammox case. *Water Res*. 2015 Sep 15;81:261-8. doi: 10.1016/j.watres.2015.06.001. Epub 2015 Jun 3. PMID: 26074189.

511: Wollina U, Tchernev G, Lotti T. Neoadjuvants for basal cell carcinoma. When and why? *Dermatol Ther*. 2015 Sep-Oct;28(5):274-5. doi: 10.1111/dth.12223. Epub

2015 Mar 5. PMID: 25752489.

512: Ananiev J, Aleksandrova E, Skerleva D, Gulubova M, Chokoeva A, Lotti T, Wollina U, Tchernev G, Kontić M, Stojšić J. Impact of HER2 codon 655 polymorphism and expression of HER2 and HER3 in non small cell lung cancer patients. *Wien Med Wochenschr.* 2015 Aug;165(15-16):315-21. doi: 10.1007/s10354-015-0366-5. Epub 2015 Jul 25. PMID: 26208475.

513: Barygina V, Becatti M, Lotti T, Moretti S, Taddei N, Fiorillo C. Treatment with low-dose cytokines reduces oxidative-mediated injury in perilesional keratinocytes from vitiligo skin. *J Dermatol Sci.* 2015 Aug;79(2):163-70. doi: 10.1016/j.jdermsci.2015.05.003. Epub 2015 May 19. PMID: 26051876.

514: Colucci R, Lotti F, Arunachalam M, Lotti T, Dragoni F, Benvenga S, Moretti S. Correlation of Serum Thyroid Hormones Autoantibodies with Self-Reported Exposure to Thyroid Disruptors in a Group of Nonsegmental Vitiligo Patients. *Arch Environ Contam Toxicol.* 2015 Aug;69(2):181-90. doi: 10.1007/s00244-015-0138-7. Epub 2015 Feb 21. PMID: 25700983.

515: Prezioso D, Strazzullo P, Lotti T, Bianchi G, Borghi L, Caione P, Carini M, Caudarella R, Ferraro M, Gambaro G, Gelosa M, Guttilla A, Illiano E, Martino M, Meschi T, Messa P, Miano R, Napodano G, Nouvenne A, Rendina D, Rocco F, Rosa M, Sanseverino R, Salerno A, Spatafora S, Tasca A, Ticinesi A, Travaglini F, Trinchieri A, Vespasiani G, Zattoni F; CLU Working Group. Dietary treatment of urinary risk factors for renal stone formation. A review of CLU Working Group. *Arch Ital Urol Androl.* 2015 Jul 7;87(2):105-20. doi: 10.4081/aiua.2015.2.105. Erratum in: *Arch Ital Urol Androl.* 2016 Mar;88(1):76. Ferraro, Manuel [added]. PMID: 26150027.

516: Jiráková A, Rob F, Sečnicková Z, Koblková K, Džambová M, Rajská L, Göpfertová D, Pellacani G, Malý M, Lotti T, Hercogová J. TOPICAL CORTICOSTEROIDS BUT NOT CALCINEURIN INHIBITORS INDUCED ATROPHY AFTER FOUR WEEKS. *J Biol Regul Homeost*

Agents. 2015 Jul-Sep;29(3):701-6. PMID: 26403410.

517: Chokoeva AA, Ananiev J, Wollina U, Tana C, Lotti T, Cardoso JC, Tchernev G.
IMP-3 EXPRESSION IN BENIGN MELANOCYTIC NEVI, DYSPLASTIC NEVI AND MALIGNANT
MELANOMA: PRELIMINARY FINDINGS IN BULGARIAN PATIENTS. J Biol Regul Homeost
Agents. 2015 Jul-Sep;29(3):695-9. PMID: 26403409.

518: Chokoeva AA, Tchernev G, Lotti T, Wollina U. Extrinsic apoptotic pathways,
anti-TNF-alpha therapy and cancer progression: more and more clinical data
support this critical relationship? Dermatol Ther. 2015 Jul-Aug;28(4):216-7.
doi: 10.1111/dth.12221. Epub 2015 Mar 3. PMID: 25731640.

519: Filipczak A, Michalska-Jakubus M, Górska-Kosicka M, Woźniak K, Kowalewski
C, Krupski W, Pietrzak A, Wallner G, Mosiewicz J, Lotti T, Krasowska D.
Coexistence of pemphigus foliaceus and acquired hemophilia A: A case report. J
Dermatol. 2015 Jun;42(6):638-41. doi: 10.1111/1346-8138.12853. Epub 2015 Apr 9.
PMID: 25855134.

520: Chokoeva AA, Tchernev G, Cardoso JC, Patterson JW, Dechev I, Valkanov S,
Zanardelli M, Lotti T, Wollina U. Vulvar sarcomas: Short guideline for
histopathological recognition and clinical management. Part 1. Int J
Immunopathol Pharmacol. 2015 Jun;28(2):168-77. doi: 10.1177/0394632015576029.
Epub 2015 Mar 26. PMID: 25816394.

521: Chokoeva AA, Tchernev G, Cardoso JC, Patterson JW, Dechev I, Valkanov S,
Zanardelli M, Lotti T, Wollina U. Vulvar sarcomas: Short guideline for
histopathological recognition and clinical management. Part 2. Int J
Immunopathol Pharmacol. 2015 Jun;28(2):178-86. doi: 10.1177/0394632015575977.
Epub 2015 Mar 26. PMID: 25816393.

522: Gisondi P, Cazzaniga S, Chimenti S, Maccarone M, Picardo M, Girolomoni G,
Naldi L; Psocare Study Group. Latent tuberculosis infection in patients with

chronic plaque psoriasis: evidence from the Italian Psocare Registry. *Br J Dermatol*. 2015 Jun;172(6):1613-1620. doi: 10.1111/bjd.13539. Epub 2015 Mar 17. Erratum in: *Br J Dermatol*. 2017 May;176(5):1415-1416. PMID: 25401733.

523: Tchernev G, Chokoeva AA, Lotti T, Wollina U. Sarcoidosis: "thinking out of the box is often a matter of perspective". *Dermatol Ther*. 2015 May-Jun;28(3):110-1. doi: 10.1111/dth.12220. Epub 2015 Mar 5. PMID: 25752358.

524: Roccia MG, Fioranelli M, Lotti T. Obesity, psoriasis, and microbiota: an unexplored dangerous connection? *Dermatol Ther*. 2015 May-Jun;28(3):173. doi: 10.1111/dth.12218. Epub 2015 Mar 3. PMID: 25731602.

525: Lotti T, Kleerebezem R, Hu Z, Kartal B, de Kreuk MK, van Erp Taalman Kip C, Kruit J, Hendrickx TL, van Loosdrecht MC. Pilot-scale evaluation of anammox-based mainstream nitrogen removal from municipal wastewater. *Environ Technol*. 2015 May-Jun;36(9-12):1167-77. doi: 10.1080/09593330.2014.982722. Epub 2014 Dec 3. PMID: 25411102.

526: Pietrzak A, Bartosinska J, Blaszczyk R, Chodorowska G, Brzozowski W, Hercogova J, Donica H, Lotti T. Increased serum level of N-terminal Pro-B-type natriuretic peptide as a possible biomarker of cardiovascular risk in psoriatic patients. *J Eur Acad Dermatol Venereol*. 2015 May;29(5):1010-4. doi: 10.1111/jdv.12528. Epub 2014 Apr 15. PMID: 24735175.

527: Lotti T, Hercogova J, Fabrizi G. Advances in the treatment options for vitiligo: activated low-dose cytokines-based therapy. *Expert Opin Pharmacother*. 2015;16(16):2485-96. doi: 10.1517/14656566.2015.1087508. Epub 2015 Sep 15. PMID: 26372794.

528: Lotti T, Hercogova J, Wollina U, Chokoeva AA, Zarrab Z, Gianfaldoni S, Roccia MG, Fioranelli M, Tchernev G. Vitiligo: successful combination treatment based on oral low dose cytokines and different topical treatments. *J Biol Regul*

Homeost Agents. 2015 Jan-Mar;29(1 Suppl):53-8. PMID: 26016984.

529: Wollina U, Koch A, Schönlebe J, Tchernev G, Chokoeva AA, Lotti T. Non-healing facial lesions: cutaneous old world leishmaniasis in dresden. J Biol Regul Homeost Agents. 2015 Jan-Mar;29(1 Suppl):99-102. PMID: 26016983.

530: Wollina U, Tchernev G, Chokoeva A, Lotti T. Ulcerated cutaneous myeloid sarcoma associated with myelodysplastic syndrome. J Biol Regul Homeost Agents. 2015 Jan-Mar;29(1 Suppl):133-8. PMID: 26016982.

531: Chokoeva AA, Tchernev G, Patterson JW, Wollina U, Lotti T. Nonsyndromic aplasia cutis congenita: a case report. J Biol Regul Homeost Agents. 2015 Jan-Mar;29(1 Suppl):129-31. PMID: 26016981.

532: Chokoeva AA, Tchernev G, Trayanova E, Patterson JW, Lotti T, Wollina U. Giant congenital melanocytic nevus localized in the axillary area: serial excisions as optimal treatment option. J Biol Regul Homeost Agents. 2015 Jan-Mar;29(1 Suppl):123-8. PMID: 26016980.

533: Darling MD, Akin R, Tarbox MB, Stetson CL, Patterson JW, Tchernev G, Chokoeva AA, Lotti T, Wollina U. Intralymphatic histiocytosis overlying hip implantation treated with pentoxifylline. J Biol Regul Homeost Agents. 2015 Jan-Mar;29(1 Suppl):117-21. PMID: 26016979.

534: Chokoeva AA, Tchernev G, Gianfaldoni S, Patterson JW, Wollina U, Lotti T. Heel melanoma: the final result of wrong diagnostic and therapeutic approach in another bulgarian patient. First documented case from the board of the "adcrstr-association for dermatohistopathologic control, reevaluation and subsequent therapeutic recomme. J Biol Regul Homeost Agents. 2015 Jan-Mar;29(1 Suppl):111-5. PMID: 26016978.

535: Serdev N, D Erme AM, Hercogova J, Zarrab Z, Chokoeva AA, Tchernev G,

Wollina U, Lotti T. Polyamide hair implant (biofibre®): evaluation of efficacy and safety in a group of 133 patients. *J Biol Regul Homeost Agents*. 2015 Jan-Mar;29(1 Suppl):103-9. PMID: 26016977.

536: Shaw KC, Kaley JR, Darling MD, Patterson JW, Chokoeva AA, Lotti T, Wollina U, Tchernev G. A case of perforating folliculitis in association with antisynthetase syndrome. *J Biol Regul Homeost Agents*. 2015 Jan-Mar;29(1 Suppl):95-8. PMID: 26016976.

537: Kaley JR, Fullen DR, Gardner JM, Patterson JW, Chokoeva AA, Lotti T, Wollina U, Tchernev G, Patel RM. Vascular neoplasm or pseudovascular nevus? Potential pitfalls in diagnosis. *J Biol Regul Homeost Agents*. 2015 Jan-Mar;29(1 Suppl):91-4. Erratum in: *J Biol Regul Homeost Agents*. 2015 Jul-Sep;29(3):744. PMID: 26016975.

538: Trayanova E, Chokoeva AA, Tchernev G, Patterson JW, Wollina U, Lotti T. Dysplastic nevi, melanoma and pregnancy- where is the relationship? *J Biol Regul Homeost Agents*. 2015 Jan-Mar;29(1 Suppl):87-90. PMID: 26016974.

539: Wollina U, Schönlebe J, Tchernev G, Chokoeva AA, Lotti T. Basal cell carcinoma or not Basal cell carcinoma? That is the question! *J Biol Regul Homeost Agents*. 2015 Jan-Mar;29(1 Suppl):81-6. PMID: 26016973.

540: Tchernev G, Chokoeva AA, Wollina U, Patterson JW, Lotti T. "Melanoma imitators"- how to prevent the aggressive approach? *J Biol Regul Homeost Agents*. 2015 Jan-Mar;29(1 Suppl):75-80. PMID: 26016972.

541: Wollina U, Tchernev G, Chokoeva AA, Lotti T. Melanoma of the heel – a case series of a rare melanoma subtype. *J Biol Regul Homeost Agents*. 2015 Jan-Mar;29(1 Suppl):69-73. PMID: 26016971.

542: Kaley J, Patterson JW, Chokoeva AA, Lotti T, Wollina U, Tchernev G. Are

microscopic satellites in melanoma indicative of lymphovascular invasion? A preliminary case study. *J Biol Regul Homeost Agents*. 2015 Jan-Mar;29(1 Suppl):65-8. PMID: 26016970.

543: Trayanova E, Chokoeva AA, Patterson JW, Wollina U, Lotti T, Tchernev G. Desmoplastic malignant melanoma associated with pigmented ocular tumor: second documented problematic case from the board of “ adcrstr-association for dermatohistopathologic control, re-evaluation and subsequent therapeutic recommendations” . *J Biol Regul Homeost Agents*. 2015 Jan-Mar;29(1 Suppl):59-64. PMID: 26016969.

544: Lotti T, Hercogova J, Wollina U, Chokoeva AA, Zarrab Z, Gianfaldoni S, Roccia MG, Fioranelli M, Tchernev G. Treating skin diseases according to the low dose medicine principles. Data and hypotheses. *J Biol Regul Homeost Agents*. 2015 Jan-Mar;29(1 Suppl):47-51. PMID: 26016968.

545: Lotti T, Hercogova J, Wollina U, Chokoeva AA, Zarrab Z, Gianfaldoni S, Roccia MG, Fioranelli M, Tchernev G. Psycho-neuro-endocrine-immunology and low dose cytokines therapy: principles and evidences for an innovative medical approach in acute and chronic inflammatory diseases. *J Biol Regul Homeost Agents*. 2015 Jan-Mar;29(1 Suppl):37-45. PMID: 26016967.

546: Tchernev G, Chokoeva AA, Patterson JW, Wollina U, Lotti T. Sarcoid type reaction: medical hypotheses. *J Biol Regul Homeost Agents*. 2015 Jan-Mar;29(1 Suppl):35-8. PMID: 26016966.

547: Tchernev G, Chokoeva AA, Tana C, Patterson JW, Wollina U, Lotti T. Sarcoid sine sarcoidosis? A classificative, semantic and therapeutic dilemma. *J Biol Regul Homeost Agents*. 2015 Jan-Mar;29(1 Suppl):33-4. PMID: 26016965.

548: Chokoeva AA, Tchernev G, Patterson JW, Lotti T, Wollina U. Life-threatening onychomycosis imitator. *J Biol Regul Homeost Agents*. 2015 Jan-Mar;29(1

Suppl):31-2. PMID: 26016964.

549: Langner D, Heining B, Schönlebe J, Tchernev G, Chokoeva AA, Lotti T, Wollina U. Foot ulcers in klippel-trenaunay syndrome: two case reports and one metatypical Basal cell carcinoma. J Biol Regul Homeost Agents. 2015 Jan-Mar;29(1 Suppl):27-30. PMID: 26016963.

550: Wollina U, Schönlebe J, Haroske G, Unger L, Kittner T, Tchernev G, Chokoeva AA, Lotti T. Nodular epitheloid sarcoma of the upper limb. A case report and review of the literature. J Biol Regul Homeost Agents. 2015 Jan-Mar;29(1 Suppl):23-6. PMID: 26016962.

551: Koch A, Tchernev G, Chokoeva AA, Lotti T, Wollina U. Schnitzler syndrome responding to interleukin-1 antagonist anakinra. J Biol Regul Homeost Agents. 2015 Jan-Mar;29(1 Suppl):19-21. PMID: 26016961.

552: Hansel G, Schönlebe J, Tchernev G, Chokoeva AA, Lotti T, Wollina U. Generalized eruptive histiocytoma in adult patient. J Biol Regul Homeost Agents. 2015 Jan-Mar;29(1 Suppl):15-7. PMID: 26016960.

553: Hansel G, Tchernev G, Chokoeva AA, Lotti T, Schönlebe J, Wollina U. Failure of vismodegib in advanced Basal cell carcinoma. J Biol Regul Homeost Agents. 2015 Jan-Mar;29(1 Suppl):11-3. PMID: 26016959.

554: Tchernev G, Chokoeva AA, Schiavone C, D Erme AM, Tana C, Darling M, Kaley J, Gianfaldoni S, Wollina U, Lotti T, Patterson JW. Sarcoidosis exclusion criteria: the “simple truth” for a “complicated diagnosis”. J Biol Regul Homeost Agents. 2015 Jan-Mar;29(1 Suppl):5-9. PMID: 26016958.

555: Chokoeva AA, Tchernev G, Patterson JW, Lotti T, Wollina U. Acute overnight painful swelling of a finger. J Biol Regul Homeost Agents. 2015 Jan-Mar;29(1 Suppl):1-3. PMID: 26016957.

556: Dybiec E, Pietrzak A, Adamczyk M, Michalska-Jakubus M, Wawrzycki B, Lotti T, Rutkowski P, Krasowska D. High frequency ultrasonography of the skin and its role as an auxiliary tool in diagnosis of benign and malignant cutaneous tumors --a comparison of two clinical cases. *Acta Dermatovenerol Croat.* 2015;23(1):43-7. PMID: 25969912.

557: Lotti T, Hercogova J. Successful treatment of psoriasis with low-dose per os interleukins 4, 10, and 11. *Dermatol Ther.* 2015 Jan-Feb;28(1):1-2. doi: 10.1111/dth.12174. Epub 2014 Oct 6. PMID: 25286191.

558: Gonzalez-Martinez A, Osorio F, Rodriguez-Sanchez A, Martinez-Toledo MV, Gonzalez-Lopez J, Lotti T, van Loosdrecht MC. Bacterial community structure of a lab-scale anammox membrane bioreactor. *Biotechnol Prog.* 2015 Jan-Feb;31(1):186-93. doi: 10.1002/btpr.1995. Epub 2014 Oct 18. PMID: 25270790.

559: Ayala F, Lambert J; TANGO Study Group. Efficacy, tolerability and safety of switching from etanercept to infliximab for the treatment of moderate-to-severe psoriasis: A multicenter, open-label trial (TANGO). *J Dermatolog Treat.* 2015;26(4):304-11. doi: 10.3109/09546634.2014.952611. Epub 2014 Sep 18. PMID: 25231176.

560: Jiráková A, Rajská L, Rob F, Džambová M, Sečnicková Z, Göpfertová D, Schwartz M, Smith F, Lotti T, Hercogová J. First case of pachyonychia congenita in the Czech Republic. *Dermatol Ther.* 2015 Jan-Feb;28(1):10-2. doi: 10.1111/dth.12142. Epub 2014 Aug 29. PMID: 25174302.

561: Goren A, Shapiro J, Roberts J, McCoy J, Desai N, Zarrab Z, Pietrzak A, Lotti T. Clinical utility and validity of minoxidil response testing in androgenetic alopecia. *Dermatol Ther.* 2015 Jan-Feb;28(1):13-6. doi: 10.1111/dth.12164. Epub 2014 Aug 12. PMID: 25112173.

562: Lotti T, Kleerebezem R, van Loosdrecht MC. Effect of temperature change on anammox activity. *Biotechnol Bioeng*. 2015 Jan;112(1):98-103. doi: 10.1002/bit.25333. Epub 2014 Sep 10. PMID: 25042674.

563: Wang X, McCoy J, Lotti T, Goren A. Topical cream delivers NB-UVB from sunlight for the treatment of vitiligo. *Expert Opin Pharmacother*. 2014 Dec;15(18):2623-7. doi: 10.1517/14656566.2014.978287. Epub 2014 Nov 3. PMID: 25363734.

564: Pérez J, Lotti T, Kleerebezem R, Picioreanu C, van Loosdrecht MCM. Outcompeting nitrite-oxidizing bacteria in single-stage nitrogen removal in sewage treatment plants: a model-based study. *Water Res*. 2014 Dec 1;66:208-218. doi: 10.1016/j.watres.2014.08.028. Epub 2014 Aug 28. PMID: 25216301.

565: Lotti T, Kleerebezem R, Hu Z, Kartal B, Jetten MSM, van Loosdrecht MCM. Simultaneous partial nitrification and anammox at low temperature with granular sludge. *Water Res*. 2014 Dec 1;66:111-121. doi: 10.1016/j.watres.2014.07.047. Epub 2014 Aug 14. PMID: 25201335.

566: Cicchi R, Kapsokalyvas D, Troiano M, Campolmi P, Morini C, Massi D, Cannarozzo G, Lotti T, Pavone FS. In vivo non-invasive monitoring of collagen remodelling by two-photon microscopy after micro-ablative fractional laser resurfacing. *J Biophotonics*. 2014 Nov;7(11-12):914-25. doi: 10.1002/jbio.201300124. Epub 2013 Dec 11. PMID: 24339127.

567: Chokoeva AA, Tchernev G, Philipov S, Cardoso JC, Zanardelli M, Lotti T. Wrong melanoma thickness measurement: check it or leave it? *Int J Immunopathol Pharmacol*. 2014 Oct-Dec;27(4):639-44. doi: 10.1177/039463201402700421. PMID: 25572745.

568: Colucci R, Lotti F, Dragoni F, Arunachalam M, Lotti T, Benvenga S, Moretti S. High prevalence of circulating autoantibodies against thyroid hormones in

vitiligo and correlation with clinical and historical parameters of patients. *Br J Dermatol.* 2014 Oct;171(4):786-98. doi: 10.1111/bjd.13286. Epub 2014 Oct 1. PMID: 25059078.

569: Lotti T, D'Erme AM, Hercogová J. The role of neuropeptides in the control of regional immunity. *Clin Dermatol.* 2014 Sep-Oct;32(5):633-45. doi: 10.1016/j.clindermatol.2014.04.011. PMID: 25160105.

570: Lotti T, Kleerebezem R, Lubello C, van Loosdrecht MCM. Physiological and kinetic characterization of a suspended cell anammox culture. *Water Res.* 2014 Sep 1;60:1-14. doi: 10.1016/j.watres.2014.04.017. Epub 2014 Apr 18. PMID: 24813505.

571: Goren A, Salafia A, McCoy J, Keene S, Lotti T, Petrusevska A. Novel topical cream delivers safe and effective alternative to traditional psoriasis phototherapy. *Dermatol Ther.* 2014 Sep-Oct;27(5):260-3. doi: 10.1111/dth.12132. Epub 2014 Apr 28. PMID: 24773915.

572: Tchernev G, Ananiev J, Cardoso JC, Chokoeva AA, Philipov S, Penev PK, Lotti T, Wollina U. Multiple primary cutaneous melanomas in patients with FAMMM syndrome and sporadic atypical mole syndrome (AMS): what's worse? *Wien Med Wochenschr.* 2014 Aug;164(15-16):302-7. doi: 10.1007/s10354-014-0295-8. Epub 2014 Aug 6. PMID: 25096163.

573: Lotti T, Kleerebezem R, van Erp Taalman Kip C, Hendrickx TL, Kruit J, Hoekstra M, van Loosdrecht MC. Anammox growth on pretreated municipal wastewater. *Environ Sci Technol.* 2014 Jul 15;48(14):7874-80. doi: 10.1021/es500632k. Epub 2014 Jun 27. PMID: 24927034.

574: Tchernev G, Cardoso JC, Chokoeva AA, Verma SB, Tana C, Ananiev J, Gulubova M, Philipov S, Kanazawa N, Nenoff P, Lotti T, Wollina U. The "mystery" of cutaneous sarcoidosis: facts and controversies. *Int J Immunopathol Pharmacol.*

2014 Jul-Sep;27(3):321-30. doi: 10.1177/039463201402700302. PMID: 25280023.

575: Kapsokalyvas D, Cicchi R, Brusolino N, Alfieri D, Prignano F, Massi D, Lotti T, Pavone FS. In-vivo imaging of psoriatic lesions with polarization multispectral dermoscopy and multiphoton microscopy. *Biomed Opt Express*. 2014 Jun 24;5(7):2405-19. doi: 10.1364/BOE.5.002405. PMID: 25071974; PMCID: PMC4102374.

576: Lotti T, Zanardelli M, D'Erme AM. Vitiligo: what's new in the psycho-neuro-endocrine-immune connection and related treatments. *Wien Med Wochenschr*. 2014 Jul;164(13-14):278-85. doi: 10.1007/s10354-014-0288-7. Epub 2014 Jul 25. PMID: 25059737.

577: Tchernev G, Lotti T, Cardoso JC, Kanazawa N, Guarneri C, Wollina U. Cancer, infection and disturbances of the integrity of tissue homeostasis: the most significant triggers for molecular mimicry and autoimmunity in dermatology? *Wien Med Wochenschr*. 2014 Jul;164(13-14):245-6. doi: 10.1007/s10354-014-0280-2. PMID: 24796584.

578: Goren A, Salafia A, McCoy J, Keene S, Lotti T. Novel topical cream delivers safe and effective sunlight therapy for vitiligo by selectively filtering damaging ultraviolet radiation. *Dermatol Ther*. 2014 Jul-Aug;27(4):195-7. doi: 10.1111/dth.12115. Epub 2014 Feb 18. PMID: 24548413.

579: Lotti T, D'Erme AM. Vitiligo as a systemic disease. *Clin Dermatol*. 2014 May-Jun;32(3):430-4. doi: 10.1016/j.clindermatol.2013.11.011. Epub 2013 Nov 22. PMID: 24767192.

580: Goren A, Castano JA, McCoy J, Bermudez F, Lotti T. Novel enzymatic assay predicts minoxidil response in the treatment of androgenetic alopecia. *Dermatol Ther*. 2014 May-Jun;27(3):171-3. doi: 10.1111/dth.12111. Epub 2013 Nov 27. PMID: 24283387.

581: Becatti M, Fiorillo C, Barygina V, Cecchi C, Lotti T, Prignano F, Silvestro A, Nassi P, Taddei N. SIRT1 regulates MAPK pathways in vitiligo skin: insight into the molecular pathways of cell survival. *J Cell Mol Med*. 2014 Mar;18(3):514-29. doi: 10.1111/jcmm.12206. Epub 2014 Jan 10. PMID: 24410795; PMCID: PMC3955157.

582: McCoy J, Goren A, Lotti T. In vitro evaluation of a novel topical cream for vitiligo and psoriasis that selectively delivers NB-UVB therapy when exposed to sunlight. *Dermatol Ther*. 2014 Mar-Apr;27(2):117-20. doi: 10.1111/dth.12079. Epub 2013 Jul 16. PMID: 23952638.

583: Piaserico S, Cazzaniga S, Chimenti S, Giannetti A, Maccarone M, Picardo M, Peserico A, Naldi L; Psocare Study Group. Efficacy of switching between tumor necrosis factor- α inhibitors in psoriasis: results from the Italian Psocare registry. *J Am Acad Dermatol*. 2014 Feb;70(2):257-62.e3. doi: 10.1016/j.jaad.2013.10.019. Epub 2013 Dec 16. PMID: 24355410.

584: Paul C, Puig L, Kragballe K, Luger T, Lambert J, Chimenti S, Girolomoni G, Nicolas JF, Rizova E, Lavie F, Mistry S, Bergmans P, Barker J, Reich K; TRANSIT Investigators. Transition to ustekinumab in patients with moderate-to-severe psoriasis and inadequate response to methotrexate: a randomized clinical trial (TRANSIT). *Br J Dermatol*. 2014 Feb;170(2):425-34. doi: 10.1111/bjd.12646. PMID: 24116959.

585: Reich K, Puig L, Paul C, Kragballe K, Luger T, Lambert J, Chimenti S, Girolomoni G, Nicolas JF, Rizova E, Brunori M, Mistry S, Bergmans P, Barker J; TRANSIT Investigators. One-year safety and efficacy of ustekinumab and results of dose adjustment after switching from inadequate methotrexate treatment: the TRANSIT randomized trial in moderate-to-severe plaque psoriasis. *Br J Dermatol*. 2014 Feb;170(2):435-44. doi: 10.1111/bjd.12643. PMID: 24116868.

586: D'Erme AM, Zanieri F, Campolmi E, Santosuosso U, Betti S, Agnoletti AF, Cossidente A, Lotti T. Therapeutic implications of adding the psychotropic drug escitalopram in the treatment of patients suffering from moderate-severe psoriasis and psychiatric comorbidity: a retrospective study. *J Eur Acad Dermatol Venereol*. 2014 Feb;28(2):246-9. doi: 10.1111/j.1468-3083.2012.04690.x. Epub 2012 Sep 11. PMID: 22963277.

587: Pietrzak A, Bartosińska J, Dybiec E, Chodorowska G, Krasowska D, Hercogova J, Lotti T. Hepato-splenic and lipid profile abnormalities--do they exist in children affected with vitiligo? *Acta Dermatovenerol Croat*. 2014;22(1):19-25. PMID: 24813837.

588: Prezioso D, Saita A, Motta M, Porena M, Micheli C, Illiano E, Bruzzese D, Bisesti V, Ferrari P, Lotti T, Russo D. Serum fetuin-A and recurrent urolithiasis in young adults. *Arch Ital Urol Androl*. 2013 Dec 31;85(4):180-3. doi: 10.4081/aiua.2013.4.180. PMID: 24399118.

589: Pietrzak A, Brzozowska A, Lotti T, Mosiewicz J, Wysokiński A, Mieczkowska J, Hercogova J, Bartosińska J, Juskiewicz-Borowiec M, Chodorowska G. Future diagnosis, today's treatment - cardiomyopathy in the course of psoriasis: a case report. *Dermatol Ther*. 2013 Nov-Dec;26(6):489-92. doi: 10.1111/dth.12021. Epub 2013 Mar 25. PMID: 24552414.

590: Bottai G, Mancina R, Muratori M, Di Gennaro P, Lotti T. 17 β -estradiol protects human skin fibroblasts and keratinocytes against oxidative damage. *J Eur Acad Dermatol Venereol*. 2013 Oct;27(10):1236-43. doi: 10.1111/j.1468-3083.2012.04697.x. Epub 2012 Sep 18. PMID: 22988828.

591: Lin YM, Lotti T, Sharma PK, van Loosdrecht MC. Apatite accumulation enhances the mechanical property of anammox granules. *Water Res*. 2013 Sep 1;47(13):4556-66. doi: 10.1016/j.watres.2013.04.061. Epub 2013 May 14. PMID: 23764605.

592: Grazzini M, Gori A, Rossari S, Lotti T, Scarfi F, Massi D, de Giorgi V.

Seborrheic keratosis of the vulva clinically mimicking a genital wart: a case study. *Int J Dermatol*. 2013 Sep;52(9):1156-7. doi:

10.1111/j.1365-4632.2011.05115.x. Epub 2011 Dec 16. PMID: 22171841.

593: Hu Z, Lotti T, van Loosdrecht M, Kartal B. Nitrogen removal with the

anaerobic ammonium oxidation process. *Biotechnol Lett*. 2013 Aug;35(8):1145-54.

doi: 10.1007/s10529-013-1196-4. Epub 2013 Apr 1. PMID: 23543338.

594: Arunachalam M, Colucci R, Berti S, Kline JA, Lotti T, Lotti F, Dragoni F,

Moretti S. Autoimmune signals in non-segmental vitiligo patients are associated with distinct clinical parameters and toxic exposures. *J Eur Acad Dermatol*

Venereol. 2013 Aug;27(8):961-6. doi: 10.1111/j.1468-3083.2012.04614.x. Epub 2012

Jun 15. PMID: 22703111.

595: Salavastru CM, Sprecher E, Panduru M, Bauer J, Solovan CS, Patrascu V,

Morariu HS, Tudorache A, Lotti T, Tagliente I, Ciasulli A, Marchili MR, Sabatino

G, Burciu E, Cosgarea R, Fritz K, Tiplica GS. Recommended strategies for

epidermolysis bullosa management in romania. *Maedica (Bucur)*. 2013

Jun;8(2):200-5. PMID: 24371486; PMCID: PMC3865131.

596: Lotti T, Goldust M, Rezaee E. Treatment of seborrheic dermatitis,

comparison of sertaconazole 2% cream versus ketoconazole 2% cream. *J Dermatolog*

Treat. 2013 May 6. doi: 10.3109/09546634.2013.777154. Epub ahead of print. PMID:

23441833.

597: Hu Z, Lotti T, de Kreuk M, Kleerebezem R, van Loosdrecht M, Kruit J, Jetten

MS, Kartal B. Nitrogen removal by a nitrification-anammox bioreactor at low

temperature. *Appl Environ Microbiol*. 2013 Apr;79(8):2807-12. doi:

10.1128/AEM.03987-12. Epub 2013 Feb 15. PMID: 23417008; PMCID: PMC3623191.

598: D'Erme AM, Pinelli S, Cossidente A, Campolmi E, Lotti T, Gola M.

Association between isotretinoin and mood changes: myth or reality? An updated overview. *Int J Dermatol*. 2013 Apr;52(4):499-500. doi:

10.1111/j.1365-4632.2011.05182.x. Epub 2011 Sep 14. PMID: 21913911.

599: Bandinelli F, Prignano F, Bonciani D, Pallanti S, Lotti T, Salaffi F,

Bartoli F, Candelieri A, Giovannini L, Maddali Bongi S, Matucci-Cerinic M.

Clinical and demographic factors influence on anxiety and depression in early psoriatic arthritis (ePsA). *Clin Exp Rheumatol*. 2013 Mar-Apr;31(2):318-9. Epub 2012 Dec 6. PMID: 23295140.

600: Bandinelli F, Prignano F, Bonciani D, Bartoli F, Collaku L, Candelieri A,

Lotti T, Matucci-Cerinic M. Ultrasound detects occult enthesal involvement in early psoriatic arthritis independently of clinical features and psoriasis

severity. *Clin Exp Rheumatol*. 2013 Mar-Apr;31(2):219-24. Epub 2012 Nov 22. PMID: 23190740.

601: Barygina VV, Becatti M, Soldi G, Prignano F, Lotti T, Nassi P, Wright D,

Taddei N, Fiorillo C. Altered redox status in the blood of psoriatic patients: involvement of NADPH oxidase and role of anti-TNF- α therapy. *Redox Rep*.

2013;18(3):100-6. doi: 10.1179/1351000213Y.0000000045. Epub 2013 Apr 19. PMID: 23601139; PMCID: PMC6837649.

602: Pinelli S, D'Erme AM, Lotti T. Management of sexual dysfunction due to

vulvar lichen sclerosus in postmenopausal women. *Dermatol Ther*. 2013 Jan-Feb;26(1):79-82. doi: 10.1111/j.1529-8019.2012.01536.x. PMID: 23384025.

603: Gisondi P, Cazzaniga S, Chimenti S, Giannetti A, Maccarone M, Picardo M, Girolomoni G, Naldi L; Psocare Study Group. Metabolic abnormalities associated

with initiation of systemic treatment for psoriasis: evidence from the Italian Psocare Registry. *J Eur Acad Dermatol Venereol*. 2013 Jan;27(1):e30-41. doi:

10.1111/j.1468-3083.2012.04450.x. Epub 2012 Feb 7. PMID: 22313340.

604: Lotti TM, Berti SF, Hercogova J, Huggins RH, Lee BW, Janniger CK, Schwartz RA. Vitiligo: recent insights and new therapeutic approaches. *G Ital Dermatol Venereol*. 2012 Dec;147(6):637-47. PMID: 23149710.

605: Lee BW, Schwartz RA, Hercogová J, Valle Y, Lotti TM. Vitiligo road map. *Dermatol Ther*. 2012 Nov-Dec;25 Suppl 1:S44-56. doi: 10.1111/dth.12006. PMID: 23237038.

606: Pietrzak A, Bartosińska J, Hercogová J, Lotti TM, Chodorowska G. Metabolic syndrome in vitiligo. *Dermatol Ther*. 2012 Nov-Dec;25 Suppl 1:S41-3. doi: 10.1111/dth.12012. PMID: 23237037.

607: Lotti TM, Hercogová J, Schwartz RA, Tsampau D, Korobko I, Pietrzak A, Mitrevska NT, Valle Y, Buggiani G. Treatments of vitiligo: what's new at the horizon. *Dermatol Ther*. 2012 Nov-Dec;25 Suppl 1:S32-40. doi: 10.1111/dth.12011. PMID: 23237036.

608: Hercogová J, Schwartz RA, Lotti TM. Classification of vitiligo: a challenging endeavor. *Dermatol Ther*. 2012 Nov-Dec;25 Suppl 1:S10-6. doi: 10.1111/dth.12010. PMID: 23237033.

609: Valle Y, Lotti TM, Hercogova J, Schwartz RA, Korobko IV. Multidisciplinary approach to R&D in vitiligo, a neglected skin disease. *Dermatol Ther*. 2012 Nov-Dec;25 Suppl 1:S1-9. doi: 10.1111/dth.12009. PMID: 23237032.

610: Prignano F, Pescitelli L, Ricceri F, Ermini A, Lotti T. Development of MGUS in psoriatic patients: a possible undiagnosed event during anti-TNF- α -treatment. *J Eur Acad Dermatol Venereol*. 2012 Nov;26(11):1444-8. doi: 10.1111/j.1468-3083.2011.04216.x. Epub 2011 Aug 11. PMID: 21834947.

611: Campolmi E, Zanieri F, Santosuosso U, D'Erme AM, Betti S, Lotti T,

Cossidente A. The importance of stressful family events in psoriatic patients: a retrospective study. *J Eur Acad Dermatol Venereol*. 2012 Oct;26(10):1236-9. doi: 10.1111/j.1468-3083.2011.04268.x. Epub 2011 Sep 29. PMID: 21958365.

612: Buggiani G, Tsampau D, Hercogová J, Rossi R, Brazzini B, Lotti T. Clinical efficacy of a novel topical formulation for vitiligo: compared evaluation of different treatment modalities in 149 patients. *Dermatol Ther*. 2012 Sep-Oct;25(5):472-6. doi: 10.1111/j.1529-8019.2012.01484.x. PMID: 23046028.

613: Lotti T, Bruscinò N, Hercogová J, de Giorgi V. Controversial issues on melanoma. *Dermatol Ther*. 2012 Sep-Oct;25(5):458-62. doi: 10.1111/j.1529-8019.2012.01524.x. PMID: 23046025.

614: De Giorgi V, Gori A, Grazzini M, Rossari S, Oranges T, Longo AS, Lotti T, Gandini S. Epidemiology of melanoma: is it still epidemic? What is the role of the sun, sunbeds, Vit D, betablocks, and others? *Dermatol Ther*. 2012 Sep-Oct;25(5):392-6. doi: 10.1111/j.1529-8019.2012.01483.x. PMID: 23046017.

615: Colucci R, Lotti T, Moretti S. Vitiligo: an update on current pharmacotherapy and future directions. *Expert Opin Pharmacother*. 2012 Sep;13(13):1885-99. doi: 10.1517/14656566.2012.712113. Epub 2012 Jul 27. PMID: 22835073.

616: Weisshaar E, Szepietowski JC, Darsow U, Misery L, Wallengren J, Mettang T, Gieler U, Lotti T, Lambert J, Maisel P, Streit M, Greaves MW, Carmichael AJ, Tschachler E, Ring J, Ständer S. European guideline on chronic pruritus. *Acta Derm Venereol*. 2012 Sep;92(5):563-81. doi: 10.2340/00015555-1400. PMID: 22790094.

617: Wu IB, Lambert C, Lotti TM, Hercogová J, Sintim-Damoa A, Schwartz RA. Melasma. *G Ital Dermatol Venereol*. 2012 Aug;147(4):413-8. PMID: 23007216.

618: Tognetti L, Martinelli C, Berti S, Hercogova J, Lotti T, Leoncini F, Moretti S. Bacterial skin and soft tissue infections: review of the epidemiology, microbiology, aetiopathogenesis and treatment: a collaboration between dermatologists and infectivologists. *J Eur Acad Dermatol Venereol*. 2012 Aug;26(8):931-41. doi: 10.1111/j.1468-3083.2011.04416.x. Epub 2012 Jan 3. PMID: 22214317.

619: Tsampau D, Buggiani G, Hercogova J, Lotti T. Cutaneous necrotizing vasculitis: a rational therapeutic approach. *Dermatol Ther*. 2012 Jul-Aug;25(4):335-9. doi: 10.1111/j.1529-8019.2012.01480.x. PMID: 22950560.

620: Bruscinò N, Bonan P, Cannarozzo G, Moretti S, Lotti T, Campolmi P. Laser use in infantile hemangiomas, when and how. *Dermatol Ther*. 2012 Jul-Aug;25(4):314-21. doi: 10.1111/j.1529-8019.2012.01466.x. PMID: 22950558.

621: Grazzini M, Stanganelli I, Rossari S, Gori A, Oranges T, Longo AS, Lotti T, Bencini PL, De Giorgi V. Dermoscopy, confocal laser microscopy, and hi-tech evaluation of vascular skin lesions: diagnostic and therapeutic perspectives. *Dermatol Ther*. 2012 Jul-Aug;25(4):297-303. doi: 10.1111/j.1529-8019.2012.01547.x. PMID: 22950556.

622: Moretti S, Arunachalam M, Colucci R, Pallanti S, Kline JA, Berti S, Lotti F, Lotti T. Autoimmune markers in vitiligo patients appear correlated with obsession and phobia. *J Eur Acad Dermatol Venereol*. 2012 Jul;26(7):861-7. doi: 10.1111/j.1468-3083.2011.04171.x. Epub 2011 Jul 1. PMID: 21718366.

623: Palleschi GM, D'Erme AM, Lotti T. Lichen striatus and nail involvement: truly rare or question of time? *Int J Dermatol*. 2012 Jun;51(6):749-50. doi: 10.1111/j.1365-4632.2010.04614.x. Epub 2011 Jul 26. PMID: 21790544.

624: Lotti T, van der Star WR, Kleerebezem R, Lubello C, van Loosdrecht MC. The effect of nitrite inhibition on the anammox process. *Water Res*. 2012 May

15;46(8):2559-69. doi: 10.1016/j.watres.2012.02.011. Epub 2012 Feb 23. PMID: 22424965.

625: Buggiani G, D'Erme AM, Krysenka A, Pescitelli L, Lotti T, Prignano F. Efficacy of ustekinumab in sub-erythrodermic psoriasis: when TNF-blockers fail. *Dermatol Ther.* 2012 May-Jun;25(3):283-5. doi: 10.1111/j.1529-8019.2012.01465.x. PMID: 22913449.

626: D'Erme AM, Milanesi N, Difonzo EM, Lotti T, Gola M. Treatment of refractory subacute cutaneous lupus erythematosus with oral isotretinoin: a valid therapeutic option. *Dermatol Ther.* 2012 May-Jun;25(3):281-2. doi: 10.1111/j.1529-8019.2012.01461.x. PMID: 22913448.

627: Prignano F, D'Erme AM, Zanieri F, Bonciani D, Lotti T. Why is Kikuchi-Fujimoto disease misleading? *Int J Dermatol.* 2012 May;51(5):564-7. doi: 10.1111/j.1365-4632.2011.05052.x. Epub 2011 Nov 1. PMID: 22040328.

628: Grazzini M, Rossari S, Gori A, Guerriero G, Corciova S, Lotti T, De Giorgi V. Pigmented lesions in the oral mucosa: the ugly but good. *QJM.* 2012 May;105(5):483. doi: 10.1093/qjmed/hcr031. Epub 2011 Mar 17. PMID: 21421547.

629: Prignano F, Ricceri F, Beccatti M, Di Gennaro P, Fiorillo C, Lotti T, Taddei N. Circulating dendritic cell subsets in psoriatic patients before and after biologic therapy. *J Dermatol.* 2012 Mar;39(3):274-5. doi: 10.1111/j.1346-8138.2011.01417.x. Epub 2011 Dec 14. PMID: 22168482.

630: Bonan P, Campolmi P, Cannarozzo G, Brusolino N, Bassi A, Betti S, Lotti T. Eyelid skin tightening: a novel 'Niche' for fractional CO₂ rejuvenation. *J Eur Acad Dermatol Venereol.* 2012 Feb;26(2):186-93. doi: 10.1111/j.1468-3083.2011.04034.x. Epub 2011 Mar 24. PMID: 21435023.

631: Lotti T, Cordola M, Kleerebezem R, Caffaz S, Lubello C, van Loosdrecht MC.

Inhibition effect of swine wastewater heavy metals and antibiotics on anammox activity. *Water Sci Technol.* 2012;66(7):1519-26. doi: 10.2166/wst.2012.344. PMID: 22864439.

632: Tursen U, Piskin G, Lotti T, Davatchi F. Pathological and Immunological Developments in Behçet's Disease. *Patholog Res Int.* 2012;2012:305780. doi: 10.1155/2012/305780. Epub 2012 May 9. PMID: 22655219; PMCID: PMC3357594.

633: Campolmi P, Bonan P, Cannarozzo G, Bassi A, Brusolino N, Arunachalam M, Troiano M, Lotti T, Moretti S. Highlights of thirty-year experience of CO₂ laser use at the Florence (Italy) department of dermatology. *ScientificWorldJournal.* 2012;2012:546528. doi: 10.1100/2012/546528. Epub 2012 Apr 19. PMID: 22593693; PMCID: PMC3347966.

634: Galeone M, Colucci R, D'Erme AM, Moretti S, Lotti T. Potential Infectious Etiology of Behçet's Disease. *Patholog Res Int.* 2012;2012:595380. doi: 10.1155/2012/595380. Epub 2011 Dec 29. PMID: 22254152; PMCID: PMC3255303.

635: Seidenari S, Benati E, Ponti G, Borsari S, Ferrari C, Albertini G, Altomare G, Arcangeli F, Aste N, Bernengo MG, Bongiorno MR, Borroni G, Calvieri S, Chimenti S, Cusano F, Fracchiolla C, Gaddoni G, Girolomoni G, Guarneri B, Lanzoni A, Lombardi M, Lotti T, Mariotti A, Marsili F, Micali G, Parodi A, Peris K, Peserico A, Quaglino P, Santini M, Schiavon S, Tonino C, Trevisan G, Tribuzi P, Valentini P, Vena GA, Virgili A. Italian Euromelanoma Day Screening Campaign (2005-2007) and the planning of melanoma screening strategies. *Eur J Cancer Prev.* 2012 Jan;21(1):89-95. doi: 10.1097/CEJ.0b013e3283498e14. PMID: 22001916.

636: D'Erme AM, Bassi A, Lotti T, Gola M. Dimethyl fumarate contact dermatitis of the foot: an increasingly widespread disease. *Int J Dermatol.* 2012 Jan;51(1):42-5. doi: 10.1111/j.1365-4632.2011.04916.x. Epub 2011 Sep 14. PMID: 21913908.

637: Prignano F, D'Erme AM, Bonciolini V, Lotti T. Mucosal psoriasis: a new insight toward a systemic inflammatory disease. *Int J Dermatol*. 2011 Dec;50(12):1579-81. doi: 10.1111/j.1365-4632.2010.04864.x. PMID: 22098010.

638: Wawrzycki B, Chodorowska G, Pietrzak A, Krasowska DW, Wąsik S, Dybiec E, Lotti T, Hercegoва J. Recurrent skin eruption in patient with chronic lymphocytic leukemia and lymphocytic infiltrates of the dermis resembling Sweet's syndrome. *G Ital Dermatol Venereol*. 2011 Dec;146(6):487-92. PMID: 22095180.

639: Bruscinò N, Lotti T, Rossi R. Photodynamic therapy for a hypertrophic scarring: a promising choice. *Photodermatol Photoimmunol Photomed*. 2011 Dec;27(6):334-5. doi: 10.1111/j.1600-0781.2011.00619.x. PMID: 22092740.

640: Giorgini S, Martinelli C, Tognetti L, Carocci A, Giuntini R, Mastronardi V, Torricelli F, Leoncini F, Lotti T. Use of patch testing for the diagnosis of abacavir-related hypersensitivity reaction in HIV patients. *Dermatol Ther*. 2011 Nov-Dec;24(6):591-4. doi: 10.1111/j.1529-8019.2012.01409.x. PMID: 22515676.

641: Pietrzak A, Chodorowska G, Jazienicka I, Osemlak P, Wawrzycki B, Terlecki P, Mieczkowska J, Mosiewicz J, Zubilewicz T, Szubstarski F, Krupski W, Hercogova J, Szepietowski JC, Lotti T. Psoriatic erythroderma coexisting with erythema multiforme-like lesions induced by retinoids or retinoids combined with an antibiotic: case report. *Dermatol Ther*. 2011 Nov-Dec;24(6):587-90. doi: 10.1111/j.1529-8019.2012.01410.x. PMID: 22515675.

642: Campolmi P, Bassi A, Bonan P, Cannarozzo G, Gola M, Rossi Degl'Innocenti D, Lotti T, Massi D. Cutaneous pseudolymphoma localized to black tattoo. *J Am Acad Dermatol*. 2011 Nov;65(5):e155-7. doi: 10.1016/j.jaad.2011.06.039. PMID: 22000890.

643: Prignano F, Bonciani D, Campolmi P, Cannarozzo G, Bonan P, Lotti T. A study

of fractional CO₂ laser resurfacing: the best fluences through a clinical, histological, and ultrastructural evaluation. *J Cosmet Dermatol*. 2011 Sep;10(3):210-6. doi: 10.1111/j.1473-2165.2011.00571.x. PMID: 21896133.

644: Campolmi P, Bonan P, Cannarozzo G, Morini C, Dindelli M, Lotti T. Importance of laser treatment in vascular malformations in the child. *G Ital Dermatol Venereol*. 2011 Aug;146(4):313-5. PMID: 21785402.

645: Campolmi P, Morini C, Rossi R, Bassi A, Mokhtarzadeh S, Gianfaldoni S, Lotti T. Further discussion on dermatological radiotherapy. *G Ital Dermatol Venereol*. 2011 Aug;146(4):301-5. PMID: 21785397.

646: Prignano F, Ricceri F, Pescitelli L, Bonciani D, Lotti T. Etanercept therapy in a hepatitis B virus (HBV)-positive psoriatic patient developing a monoclonal gammopathy of undetermined significance. *Int J Dermatol*. 2011 Aug;50(8):999-1001. doi: 10.1111/j.1365-4632.2010.04676.x. PMID: 21781077.

647: Tognetti L, Giorgini S, Lotti T. Erythema multiforme-like eruption from a slimming drug preparation cutaneous adverse drug reaction. *Indian Dermatol Online J*. 2011 Jul;2(2):78-81. doi: 10.4103/2229-5178.85996. PMID: 23130230; PMCID: PMC3481817.

648: Lotti T, Tognetti L, Galeone M, Bruscinò N, Moretti S, Giorgini S. Genetic screening test for psoriatic arthritis and UVB irradiation potential responders: A new tool to identify psoriasis subpopulation patients? *Indian Dermatol Online J*. 2011 Jul;2(2):57-63. doi: 10.4103/2229-5178.85991. PMID: 23130225; PMCID: PMC3481813.

649: Rossari S, Scatena C, Gori A, Grazzini M, Corciova S, Scarfi F, Lotti T, Massi D, de Giorgi V. Intralymphatic histiocytosis: cutaneous nodules and metal implants. *J Cutan Pathol*. 2011 Jun;38(6):534-5. doi: 10.1111/j.1600-0560.2011.01695.x. Epub 2011 Mar 6. PMID: 21375562.

650: De Giorgi V, Saggini A, Grazzini M, Gori A, Rossari S, Scarfi F, Verdelli A, Chimenti S, Lotti T, Massi D. Specific challenges in the management of subungual melanoma. *Expert Rev Anticancer Ther.* 2011 May;11(5):749-61. doi: 10.1586/era.10.216. PMID: 21554050.

651: de Giorgi V, Gori A, Grazzini M, Rossari S, Scarfi F, Corciova S, Verdelli A, Lotti T, Massi D. Estrogens, estrogen receptors and melanoma. *Expert Rev Anticancer Ther.* 2011 May;11(5):739-47. doi: 10.1586/era.11.42. PMID: 21554049.

652: de Giorgi V, Benemei S, Grazzini M, Lotti T, Geppetti P. Rapid growth of Merkel cell carcinoma during etanercept treatment of psoriatic arthritis: cause or coincidence? *Acta Derm Venereol.* 2011 May;91(3):354-5. doi: 10.2340/00015555-1038. PMID: 21369689.

653: Prignano F, Ricceri F, Bianchi B, Guasti D, Bonciolini V, Lotti T, Pimpinelli N. Dendritic cells: ultrastructural and immunophenotypical changes upon nb-UVB in vitiligo skin. *Arch Dermatol Res.* 2011 May;303(4):231-8. doi: 10.1007/s00403-010-1109-5. Epub 2010 Dec 21. PMID: 21174109.

654: Fabroni C, Gori A, Troiano M, Prignano F, Lotti T. Infliximab efficacy in nail psoriasis. A retrospective study in 48 patients. *J Eur Acad Dermatol Venereol.* 2011 May;25(5):549-53. doi: 10.1111/j.1468-3083.2010.03826.x. Epub 2010 Aug 12. PMID: 20707829.

655: De Giorgi V, Grazzini M, Gandini S, Benemei S, Lotti T, Marchionni N, Geppetti P. Treatment with β -blockers and reduced disease progression in patients with thick melanoma. *Arch Intern Med.* 2011 Apr 25;171(8):779-81. doi: 10.1001/archinternmed.2011.131. PMID: 21518948.

656: De Giorgi V, Grazzini M, Rossari S, Gori A, Alfaioli B, Papi F, Savarese I, Cervadoro E, Lotti T. Adding dermatoscopy to naked eye examination of equivocal

melanocytic skin lesions: effect on intention to excise by general dermatologists. *Clin Exp Dermatol*. 2011 Apr;36(3):255-9. doi: 10.1111/j.1365-2230.2010.03963.x. Epub 2010 Nov 22. PMID: 21091756.

657: Grazzini M, Rossari S, Gori A, Corciova S, Guerriero G, Lotti T, De Giorgi V. Subungueal pigmented lesions: warning for dermoscopic melanoma diagnosis. *Eur J Dermatol*. 2011 Mar-Apr;21(2):286-7. doi: 10.1684/ejd.2010.1250. PMID: 21454153.

658: De Giorgi V, Grazzini M, Rossari S, Gori A, Scarfi F, Lotti T. Total body photography versus digital dermoscopic follow-up in the diagnosis of pigmented lesions. *Dermatol Surg*. 2011 Mar;37(3):406-7. doi: 10.1111/j.1524-4725.2011.01901.x. PMID: 21410826.

659: Prignano F, Ricceri F, Pescitelli L, Zanieri F, Lotti T. Tumour necrosis factor- α antagonists in patients with concurrent psoriasis and hepatitis B or hepatitis C: a retrospective analysis of 17 patients. *Br J Dermatol*. 2011 Mar;164(3):645-7. doi: 10.1111/j.1365-2133.2010.10140.x. Epub 2011 Feb 7. PMID: 21375517.

660: de Giorgi V, Grazzini M, Gori A, Alfaioli B, Rossari S, Crocetti E, Vocioni F, Lotti T. ABO blood group and risk of cutaneous malignant melanoma. *Eur J Cancer Prev*. 2011 Mar;20(2):121-2. doi: 10.1097/cej.0b013e3283429e1d. PMID: 21332097.

661: Palleschi GM, D'Erme AM, Urso C, Lotti T. A new dermoscopic pattern "vortex" in a melanoma. *G Ital Dermatol Venereol*. 2011 Feb;146(1):77-8. PMID: 21317860.

662: Prignano F, Ruffo G, Ricceri F, Pescitelli L, Lotti T. A global approach to psoriatic patients through PASI score and Skindex-29. *G Ital Dermatol Venereol*. 2011 Feb;146(1):47-52. PMID: 21317856.

663: de Giorgi V, Gori A, Alfaioli B, Papi F, Grazzini M, Rossari S, Lotti T, Massi D. Influence of sex hormones on melanoma. *J Clin Oncol*. 2011 Feb 1;29(4):e94-5; author reply e96. doi: 10.1200/JCO.2010.33.1876. Epub 2010 Dec 20. PMID: 21172886.

664: de Giorgi V, Gori A, Grazzini M, Janowska A, Rossari S, Papi F, Alfaioli B, Savarese I, Lotti T. Sun exposure and children: what do they know? An observational study in an Italian school. *Prev Med*. 2011 Feb;52(2):186-7. doi: 10.1016/j.ypmed.2010.11.012. Epub 2010 Nov 30. PMID: 21129399.

665: Berti S, Bellandi S, Bertelli A, Colucci R, Lotti T, Moretti S. Vitiligo in an Italian outpatient center: a clinical and serologic study of 204 patients in Tuscany. *Am J Clin Dermatol*. 2011 Feb 1;12(1):43-9. doi: 10.2165/11537090-000000000-00000. PMID: 21110525.

666: De Giorgi V, Grazzini M, Papi F, Gori A, Rossari S, Lotti T. Sentinel lymph node biopsy: is it an evolution of the management of cutaneous melanoma? *Ann Surg Oncol*. 2011 Feb;18(2):597; author reply 598-9. doi: 10.1245/s10434-010-1067-3. Epub 2010 Apr 22. PMID: 20411434.

667: de Giorgi V, Sestini S, Gori A, Mazzotta C, Grazzini M, Rossari S, Mavilia C, Crocetti E, Brandi ML, Lotti T, Massi D. Polymorphisms of estrogen receptors: risk factors for invasive melanoma - a prospective study. *Oncology*. 2011;80(3-4):232-7. doi: 10.1159/000328321. Epub 2011 Jul 5. PMID: 21734414.

668: De Giorgi V, Grazzini M, Rossari S, Gori A, Verdelli A, Cervadoro E, Lotti T. Dermoscopy pattern of cutaneous angiosarcoma. *Eur J Dermatol*. 2011 Jan-Feb;21(1):113-4. doi: 10.1684/ejd.2010.1173. PMID: 21300608.

669: Tognetti L, Giorgini S, Lotti T. Prurigo-like eczema as an unsuspected presentation of textile dermatitis. *Eur J Dermatol*. 2011 Jan-Feb;21(1):139-40.

doi: 10.1684/ejd.2011.1204. PMID: 21245018.

670: de Giorgi V, Grazzini M, Savarese I, Rossari S, Gori A, Massi D, Lotti T.

What can hide under exophytic verrucous appearance? *Acta Derm Venereol.* 2011 Jan;91(1):100-1. doi: 10.2340/00015555-0984. PMID: 21031279.

671: Campolmi P, Bonan P, Cannarozzo G, Brusolino N, Troiano M, Prignano F, Lotti

T. Intense pulsed light in the treatment of non-aesthetic facial and neck vascular lesions: report of 85 cases. *J Eur Acad Dermatol Venereol.* 2011 Jan;25(1):68-73. doi: 10.1111/j.1468-3083.2010.03700.x. PMID: 20477927.

672: Arunachalam M, Sanzo M, Lotti T, Colucci R, Berti S, Moretti S. Common variable immunodeficiency in vitiligo. *G Ital Dermatol Venereol.* 2010 Dec;145(6):783-8. PMID: 21139556.

673: Fabroni C, Gori A, Prignano F, Lotti T. A severe complication of anti-TNF alfa treatment. *G Ital Dermatol Venereol.* 2010 Dec;145(6):775-7. PMID: 21139554.

674: de Giorgi V, Rossari S, Papi F, Gori A, Alfaioli B, Grazzini M, Crocetti E, Verdelli A, Foo CW, Lotti T. Multiple primary melanoma: the impact of atypical naevi and follow up. *Br J Dermatol.* 2010 Dec;163(6):1319-22. doi: 10.1111/j.1365-2133.2010.09961.x. PMID: 20670298.

675: Prignano F, Troiano M, Lotti T. Cutaneous mastocytosis: successful treatment with narrowband ultraviolet B phototherapy. *Clin Exp Dermatol.* 2010 Dec;35(8):914-5. doi: 10.1111/j.1365-2230.2010.03825.x. PMID: 20456394.

676: Buggiani G, Krysenka A, Grazzini M, Vašků V, Hercogová J, Lotti T. Paraneoplastic vasculitis and paraneoplastic vascular syndromes. *Dermatol Ther.* 2010 Nov-Dec;23(6):597-605. doi: 10.1111/j.1529-8019.2010.01367.x. PMID: 21054706.

677: De Giorgi V, Grazzini M, Alfaioli B, Savarese I, Corciova SA, Guerriero G, Lotti T. Cutaneous manifestations of breast carcinoma. *Dermatol Ther*. 2010 Nov-Dec;23(6):581-9. doi: 10.1111/j.1529-8019.2010.01365.x. PMID: 21054704.

678: Becatti M, Prignano F, Fiorillo C, Pescitelli L, Nassi P, Lotti T, Taddei N. The involvement of Smac/DIABLO, p53, NF-kB, and MAPK pathways in apoptosis of keratinocytes from perilesional vitiligo skin: Protective effects of curcumin and capsaicin. *Antioxid Redox Signal*. 2010 Nov 1;13(9):1309-21. doi: 10.1089/ars.2009.2779. PMID: 20085492.

679: De Giorgi V, Pinzani P, Salvianti F, Grazzini M, Orlando C, Lotti T, Pazzagli M, Massi D. Circulating benign nevus cells detected by ISET technique: warning for melanoma molecular diagnosis. *Arch Dermatol*. 2010 Oct;146(10):1120-4. doi: 10.1001/archdermatol.2010.264. PMID: 20956643.

680: Prignano F, Pescitelli L, Ricceri F, Ermini A, Lotti T. Development of monoclonal gammopathy in 12 patients receiving efalizumab treatment for chronic plaque psoriasis. *J Am Acad Dermatol*. 2010 Oct;63(4):e84-7. doi: 10.1016/j.jaad.2009.12.040. PMID: 20846561.

681: De Giorgi V, Pinzani P, Salvianti F, Panelos J, Paglierani M, Janowska A, Grazzini M, Wechsler J, Orlando C, Santucci M, Lotti T, Pazzagli M, Massi D. Application of a filtration- and isolation-by-size technique for the detection of circulating tumor cells in cutaneous melanoma. *J Invest Dermatol*. 2010 Oct;130(10):2440-7. doi: 10.1038/jid.2010.141. Epub 2010 Jun 10. PMID: 20535130.

682: Giorgini S, Tognetti L, Zanieri F, Lotti T. Occupational airborne allergic contact dermatitis caused by gold. *Dermatitis*. 2010 Sep-Oct;21(5):284-7. PMID: 20920416.

683: De Giorgi V, Gori A, Alfaioli B, Rossari S, Grazzini M, Pata MA, Moretti S, Lotti T. Early diagnosis for melanoma: is open access to skin cancer clinics

really significant? A prospective study. *Prev Med.* 2010 Sep-Oct;51(3-4):334-5.
doi: 10.1016/j.ypmed.2010.07.007. Epub 2010 Jul 15. PMID: 20637797.

684: Vena GA, Altomare G, Ayala F, Berardesca E, Calzavara-Pinton P, Chimenti S, Giannetti A, Girolomoni G, Lotti T, Martini P, Mazzaglia G, Peserico A, Puglisi Guerra A, Sini G, Cassano N, Cricelli C. Incidence of psoriasis and association with comorbidities in Italy: a 5-year observational study from a national primary care database. *Eur J Dermatol.* 2010 Sep-Oct;20(5):593-8. doi: 10.1684/ejd.2010.1017. Epub 2010 Jul 7. PMID: 20605768.

685: Prignano F, Bonciolini V, Bonciani D, Lotti T. Exacerbation of allergic contact dermatitis during immunosuppression with cyclosporine A. *G Ital Dermatol Venereol.* 2010 Aug;145(4):543-6. PMID: 20823796.

686: Grazzini M, De Giorgi V, Lotti T. Evidence based and personalized review of perioral dermatitis therapy. *G Ital Dermatol Venereol.* 2010 Aug;145(4):431. PMID: 20823787.

687: de Giorgi V, Grazzini M, Alfaioli B, Massi D, Rossari S, Lotti T. An external sign of internal disease. *Am J Med.* 2010 Jul;123(7):604-5. doi: 10.1016/j.amjmed.2010.03.004. PMID: 20609682.

688: De Giorgi V, Grazzini M, Lotti T. A three-dimensional tattoo: molluscum contagiosum. *CMAJ.* 2010 Jun 15;182(9):E382. doi: 10.1503/cmaj.091480. Epub 2010 May 3. PMID: 20439444; PMCID: PMC2882473.

689: Ghersetich I, Troiano M, Brazzini B, Arunachalam M, Lotti T. Melasma: treatment with 10% tretinoin peeling mask. *J Cosmet Dermatol.* 2010 Jun;9(2):117-21. doi: 10.1111/j.1473-2165.2010.00488.x. PMID: 20618557.

690: Scarpa R, Altomare G, Marchesoni A, Balato N, Matucci Cerinic M, Lotti T, Olivieri I, Vena GA, Salvarani C, Valesini G, Giannetti A. Psoriatic disease:

concepts and implications. *J Eur Acad Dermatol Venereol*. 2010 Jun;24(6):627-30.
doi: 10.1111/j.1468-3083.2010.03574.x. Epub 2010 Feb 25. PMID: 20202053.

691: de Giorgi V, Santi R, Grazzini M, Papi F, Gori A, Rossari S, Massi D, Lotti T. Synchronous angiosarcoma, melanoma and morphea of the breast skin 14 years after radiotherapy for mammary carcinoma. *Acta Derm Venereol*. 2010 May;90(3):283-6. doi: 10.2340/00015555-0841. PMID: 20526547.

692: Prignano F, Pescitelli L, Ricceri F, Lotti T. Retrospective analysis of systemic treatments for psoriasis patients attending a Psocare center in Florence. Relevance of biological drugs use and comorbidities. *J Eur Acad Dermatol Venereol*. 2010 May;24(5):555-60. doi: 10.1111/j.1468-3083.2009.03464.x. Epub 2009 Oct 23. PMID: 19874434.

693: Marchesoni A, Altomare G, Matucci-Cerinic M, Balato N, Olivieri I, Salvarani C, Lotti T, Scarpa R, Vena GA, Valesini G, Giannetti A. An Italian shared dermatological and rheumatological proposal for the use of biological agents in psoriatic disease. *J Eur Acad Dermatol Venereol*. 2010 May;24(5):578-86. doi: 10.1111/j.1468-3083.2009.03474.x. Epub 2009 Oct 23. PMID: 19874430.

694: Prignano F, Bonciani D, Bandinelli F, Matucci Cerinic M, Lotti T. Juvenile psoriatic arthritis and comorbidities: report of a case associated with enthesitis and celiac disease. *Dermatol Ther*. 2010 Mar-Apr;23 Suppl 2:S47-50. doi: 10.1111/j.1529-8019.2010.01301.x. PMID: 20482570.

695: Cataliotti L, Lippi D, Lotti T. Dermo quiz: the illness and death of Anna Maria Lodovica de' Medici, Palatine Electress (1667-1743). *Dermatol Ther*. 2010 Mar-Apr;23 Suppl 2:S37-40. doi: 10.1111/j.1529-8019.2010.01298.x. PMID: 20482567.

696: Lotti T, Chimenti S, Katsambas A, Ortonne JP, Dubertret L, Licu D, Simon J.

Efficacy and Safety of Efalizumab in Patients with Moderate-to-Severe Plaque Psoriasis Resistant to Previous Anti-Psoriatic Treatment: Results of a Multicentre, Open-label, Phase IIIb/IV Trial. *Arch Drug Inf.* 2010 Mar;3(1):9-18. doi: 10.1111/j.1753-5174.2009.00026.x. PMID: 20428228; PMCID: PMC2855833.

697: Hercogová J, Ricceri F, Tripo L, Lotti T, Prignano F. Psoriasis and body mass index. *Dermatol Ther.* 2010 Mar-Apr;23(2):152-4. doi: 10.1111/j.1529-8019.2010.01309.x. PMID: 20415822.

698: Lotti T, Hercogova J, Prignano F. The concept of psoriatic disease: can cutaneous psoriasis any longer be separated by the systemic comorbidities? *Dermatol Ther.* 2010 Mar-Apr;23(2):119-22. doi: 10.1111/j.1529-8019.2010.01305.x. PMID: 20415818.

699: Lotti T. Something new under the sun in the field of psoriasis? *Dermatol Ther.* 2010 Mar-Apr;23(2):99-100. doi: 10.1111/j.1529-8019.2010.01302.x. PMID: 20415815.

700: Giorgini S, Martinelli C, D'Erme AM, Lotti TM. A case of airborne allergic contact dermatitis by rubber additives. *G Ital Dermatol Venereol.* 2010 Feb;145(1):133-4. PMID: 20197752.

701: De Giorgi V, Rossari S, Grazzini M, Fondi C, Massi D, Lotti T. A dermoscopic case of 'naevus of special sites'. *Australas J Dermatol.* 2010 Feb;51(1):71-3. doi: 10.1111/j.1440-0960.2009.00597.x. PMID: 20148850.

702: de Giorgi V, Gori A, Grazzini M, Rossari S, Sestini S, Mavilia C, Massi D, Brandi ML, Lotti T. The initiation and progression of melanoma: estrogens or estrogen receptors? *Melanoma Res.* 2010 Feb;20(1):64-5. doi: 10.1097/CMR.0b013e328334c389. PMID: 20051783.

703: De Giorgi V, Sestini S, Grazzini M, Janowska A, Boddi V, Lotti T.

Prevalence and distribution of melanocytic naevi on the scalp: a prospective study. *Br J Dermatol*. 2010 Feb 1;162(2):345-9. doi: 10.1111/j.1365-2133.2009.09486.x. Epub 2009 Sep 1. PMID: 19886886.

704: De Giorgi V, Gori A, Grazzini M, Rossari S, Marino G, D'Elia G, Crocetti E, Roselli G, Innocenti P, Dini M, Lotti T. Contrast-enhanced ultrasound: a filter role in AJCC stage I/II melanoma patients. *Oncology*. 2010;79(5-6):370-5. doi: 10.1159/000323494. Epub 2011 Mar 24. PMID: 21430406.

705: de Portu S, Del Giglio M, Altomare G, Arcangeli F, Berardesca E, Calzavara-Pinton P, Lotti T, Martini P, Peserico A, Simonacci M, Vena GA, Girolomoni G. Cost-effectiveness analysis of TNF-alpha blockers for the treatment of chronic plaque psoriasis in the perspective of the Italian health-care system. *Dermatol Ther*. 2010 Jan-Feb;23 Suppl 1:S7-13. doi: 10.1111/j.1529-8019.2009.01280.x. Erratum in: *Dermatol Ther*. 2010 Jul-Aug;23(4):434. Pinton, Piergiacomo Calzavara [corrected to Calzavara-Pinton, Piergiacomo]. PMID: 20136921.

706: Mavilia L, Campolmi P, Santoro G, Lotti T. Combined treatment of Favre-Racouchot syndrome with a superpulsed carbon dioxide laser: report of 50 cases. *Dermatol Ther*. 2010 Jan-Feb;23 Suppl 1:S4-6. doi: 10.1111/j.1529-8019.2009.01279.x. PMID: 20136920.

707: Gori A, Fabroni C, Prignano F, Lotti T. Unusual presentation of tuberculosis in an infliximab-treated patient--which is the correct TB screening before starting a biologic? *Dermatol Ther*. 2010 Jan-Feb;23 Suppl 1:S1-3. doi: 10.1111/j.1529-8019.2009.01278.x. PMID: 20136915.

708: Bruscinò N, Rossi R, Dindelli M, Ghersetich I, Lotti T. Therapeutic Hotline: Facial skin rejuvenation in a patient treated with photodynamic therapy for actinic keratosis. *Dermatol Ther*. 2010 Jan-Feb;23(1):86-9. doi: 10.1111/j.1529-8019.2009.01294.x. PMID: 20136912.

709: De Giorgi V, Grazzini M, Massi D, Rossari S, Gori A, Janowska A, Bruscinò N, Lotti T. Melanoma of the penis: a clinical dermoscopic case study. *Acta Derm Venereol*. 2010;90(1):87-8. doi: 10.2340/00015555-0705. PMID: 20107736.

710: Cicchi R, Kapsokalyvas D, De Giorgi V, Maio V, Van Wiechen A, Massi D, Lotti T, Pavone FS. Scoring of collagen organization in healthy and diseased human dermis by multiphoton microscopy. *J Biophotonics*. 2010 Jan;3(1-2):34-43. doi: 10.1002/jbio.200910062. PMID: 19771581.

711: Mirone V, Fusco F, Tagliatela D, Verze P, Di Vito C, Lotti T, Imbimbo C; Emeron Study Group. Efficacy and safety of ciprofloxacin XR 1000 mg once daily versus ciprofloxacin 500 mg twice daily in the treatment of complicated urinary tract infections. *J Chemother*. 2009 Dec;21(6):651-60. doi: 10.1179/joc.2009.21.6.651. PMID: 20071289.

712: Lotti T, Berti S, Moretti S. Vitiligo therapy. *Expert Opin Pharmacother*. 2009 Dec;10(17):2779-85. doi: 10.1517/14656560903357509. PMID: 19929701.

713: Campolmi P, Bassi A, Betti S, Bonan P, Cannarozzo G, Lotti T. Personal experience with a combined laser treatment in angiolymphoid hyperplasia. *G Ital Dermatol Venereol*. 2009 Dec;144(6):735-6. PMID: 19907412.

714: Rossi R, Calzavara-Pinton PG, Giannetti A, Peserico A, Santucci M, Vena GA, Lotti T. Italian guidelines and therapeutic algorithm for actinic keratoses. *G Ital Dermatol Venereol*. 2009 Dec;144(6):713-23. PMID: 19907409.

715: de Giorgi V, Alfaioli B, Papi F, Janowska A, Grazzini M, Lotti T, Massi D. Dermoscopy in pigmented squamous cell carcinoma. *J Cutan Med Surg*. 2009 Nov-Dec;13(6):326-9. doi: 10.2310/7750.2009.08069. PMID: 19919812.

716: Prignano F, Campolmi P, Bonan P, Ricceri F, Cannarozzo G, Troiano M, Lotti T. Fractional CO₂ laser: a novel therapeutic device upon photobiomodulation of

tissue remodeling and cytokine pathway of tissue repair. *Dermatol Ther.* 2009 Nov;22 Suppl 1:S8-15. doi: 10.1111/j.1529-8019.2009.01265.x. PMID: 19891690.

717: Berti S, Pieri A, Lotti T, Duranti A, Panelos J, De Martino M, Moretti S. Purpura-associated congenital lymphedema. *Eur J Dermatol.* 2009 Nov-Dec;19(6):623-5. doi: 10.1684/ejd.2009.0758. Epub 2009 Jul 21. PMID: 19620038.

718: De Giorgi V, Sestini S, Brusolino N, Janowska A, Grazzini M, Rossari S, Lotti T. Prevalence and distribution of solitary oral pigmented lesions: a prospective study. *J Eur Acad Dermatol Venereol.* 2009 Nov;23(11):1320-3. doi: 10.1111/j.1468-3083.2009.03186.x. Epub 2009 Mar 11. PMID: 19470066.

719: Fusco F, Sicuteri R, Rossi A, Kontodimas S, Haro JM, Imbimbo C, Mirone V; Italian EDOS Study Group. Patterns of treatment with PDE5 inhibitors in the clinical practice in Italy: longitudinal data from the Erectile Dysfunction Observational Study. *Asian J Androl.* 2009 Sep;11(5):629-37. doi: 10.1038/aja.2009.48. Epub 2009 Aug 24. PMID: 19701217; PMCID: PMC3735015.

720: Prignano F, Ricceri F, Pescitelli L, Buggiani G, Troiano M, Zanieri F, Rossari S, Lotti T. Comparison of body weight and clinical-parameter changes following the treatment of plaque psoriasis with biological therapies. *Curr Med Res Opin.* 2009 Sep;25(9):2311-6. doi: 10.1185/03007990903162465. PMID: 19635043.

721: Betti S, Bassi A, Prignano F, Lotti T. A lifelong onychogryphosis. *G Ital Dermatol Venereol.* 2009 Aug;144(4):502-3. PMID: 19755957.

722: Troiano M, Lotti T. Rituximab in dermatological diseases. *G Ital Dermatol Venereol.* 2009 Aug;144(4):495-9. PMID: 19755955.

723: de Giorgi V, Sestini S, Mannone F, Papi F, Alfaioli B, Gori A, Lotti T. The use of silicone gel in the treatment of fresh surgical scars: a randomized study. *Clin Exp Dermatol.* 2009 Aug;34(6):688-93. doi:

10.1111/j.1365-2230.2008.03096.x. Epub 2009 Mar 14. PMID: 19508580.

724: Prignano F, Zanieri F, Milani S, Lotti T. Switch from etanercept to efalizumab in a psoriatic patient with HCV infection: a case report. *Dermatol Ther.* 2009 Jul-Aug;22(4):386-90. doi: 10.1111/j.1529-8019.2009.01251.x. PMID: 19580583.

725: Lotti T, Tripo L, Grazzini M, Krysenka A, Buggiani G, De Giorgi V. Focused UV-B narrowband microphototherapy (Biopsorin). A new treatment for plaque psoriasis. *Dermatol Ther.* 2009 Jul-Aug;22(4):383-5. doi: 10.1111/j.1529-8019.2009.01250.x. PMID: 19580582.

726: Moretti S, Fabbri P, Baroni G, Berti S, Bani D, Berti E, Nassini R, Lotti T, Massi D. Keratinocyte dysfunction in vitiligo epidermis: cytokine microenvironment and correlation to keratinocyte apoptosis. *Histol Histopathol.* 2009 Jul;24(7):849-57. doi: 10.14670/HH-24.849. PMID: 19475531.

727: Fabroni C, Lotti T. Pimecrolimus in dermatology. *G Ital Dermatol Venereol.* 2009 Jun;144(3):321-5. PMID: 19528913.

728: Betti S, Bassi A, Prignano F, Lotti T. Scabies: should we always perform dermatoscopy? *G Ital Dermatol Venereol.* 2009 Jun;144(3):313-5. PMID: 19528911.

729: Moretti S, Nassini R, Prignano F, Pacini A, Materazzi S, Naldini A, Simoni A, Baroni G, Pellerito S, Filippi I, Lotti T, Geppetti P, Massi D. Protease-activated receptor-2 downregulation is associated to vitiligo lesions. *Pigment Cell Melanoma Res.* 2009 Jun;22(3):335-8. doi: 10.1111/j.1755-148X.2009.00562.x. Epub 2009 Mar 6. PMID: 19368691.

730: Prignano F, Pescitelli L, Becatti M, Di Gennaro P, Fiorillo C, Taddei N, Lotti T. Ultrastructural and functional alterations of mitochondria in perilesional vitiligo skin. *J Dermatol Sci.* 2009 Jun;54(3):157-67. doi:

10.1016/j.jdermsci.2009.02.004. Epub 2009 Mar 17. PMID: 19282153.

731: Berti S, Buggiani G, Lotti T. Use of tacrolimus ointment in vitiligo alone or in combination therapy. *Skin Therapy Lett.* 2009 May;14(4):5-7. PMID: 19585060.

732: Prignano F, Buggiani G, Lotti T. Clinical evaluation of topical tacalcitol efficacy in extending the remission period between nb-UVB phototherapy cycles in psoriatic patients. *Acta Biomed.* 2009 Apr;80(1):51-6. PMID: 19705621.

733: Prignano F, Ricceri F, Bianchi B, Lotti T. Quantity, distribution and immunophenotypical modification of dendritic cells upon biological treatments in psoriasis. *Int J Immunopathol Pharmacol.* 2009 Apr-Jun;22(2):379-87. doi: 10.1177/039463200902200215. PMID: 19505376.

734: Pietrzak A, Kadziewski J, Janowski K, Roliński J, Krasowska D, Chodorowska G, Paszkowski T, Kapeć E, Jastrzebska I, Tabarkiewicz J, Lotti T. Lipoprotein (a) in patients with psoriasis: associations with lipid profiles and disease severity. *Int J Dermatol.* 2009 Apr;48(4):379-87. doi: 10.1111/j.1365-4632.2009.03994.x. PMID: 19335423.

735: Prignano F, Lotti T, Spallanzani A, Berti S, de Giorgi V, Moretti S. Sequential effects of photodynamic treatment of basal cell carcinoma. *J Cutan Pathol.* 2009 Apr;36(4):409-16. doi: 10.1111/j.1600-0560.2008.01063.x. PMID: 19278425.

736: de Giorgi V, Mavilia C, Massi D, Sestini S, Grazzini M, Brandi ML, Lotti T. The role of estrogens in melanoma and skin cancer. *Carcinogenesis.* 2009 Apr;30(4):720. doi: 10.1093/carcin/bgp025. Epub 2009 Jan 23. PMID: 19168587.

737: Puccioni M, Santoro N, Giansanti F, Ucci F, Rossi R, Lotti T, Menchini U. Photodynamic therapy using methyl aminolevulinic acid in eyelid basal cell

carcinoma: a 5-year follow-up study. *Ophthalmic Plast Reconstr Surg*. 2009 Mar-Apr;25(2):115-8. doi: 10.1097/IOP.0b013e31819a4404. PMID: 19300153.

738: de Giorgi V, Alfaioli B, Massi D, Wnekowicz E, Sestini S, Papi F, Grazzini M, Lotti T. Solitary cutaneous metastasis as the first sign of relapse of thyroid carcinoma: a clinical, dermoscopic-pathologic case study. *Dermatol Surg*. 2009 Mar;35(3):523-6. doi: 10.1111/j.1524-4725.2009.01088.x. PMID: 19250298.

739: De Giorgi V, Massi D, Sestini S, Cicchi R, Pavone FS, Lotti T. Combined non-linear laser imaging (two-photon excitation fluorescence microscopy, fluorescence lifetime imaging microscopy, multispectral multiphoton microscopy) in cutaneous tumours: first experiences. *J Eur Acad Dermatol Venereol*. 2009 Mar;23(3):314-6. doi: 10.1111/j.1468-3083.2008.03045.x. Epub 2009 Jan 14. PMID: 19207664.

740: Prignano F, Ricceri F, Pescitelli L, Lotti T. Itch in psoriasis: epidemiology, clinical aspects and treatment options. *Clin Cosmet Investig Dermatol*. 2009 Feb 19;2:9-13. doi: 10.2147/ccid.s4465. PMID: 21436964; PMCID: PMC3047933.

741: Rossi R, Bruscinò N, Ricceri F, Grazzini M, Dindelli M, Lotti T. Photodynamic treatment for viral infections of the skin. *G Ital Dermatol Venereol*. 2009 Feb;144(1):79-83. PMID: 19218913.

742: Bologna J; Bylaws Task Force. Proposed revisions to bylaws of the International Society of Dermatology. *Int J Dermatol*. 2009 Feb;48(2):196-200. doi: 10.1111/j.1365-4632.2009.04067.x. PMID: 19200203.

743: Gisondi P, Prignano F, Grossi P, Lotti T, Girolomoni G. Treatment of psoriasis with efalizumab in patients with hepatitis C viral infection: report of five cases. *Dermatology*. 2009;219(2):158-61. doi: 10.1159/000224433. Epub 2009 Jun 9. PMID: 19506351.

744: de Giorgi V, Alfaioli B, Massi D, Gori A, Sestini S, Papi F, Grazzini M, Lotti T. Bullous pilomatricoma: a particular and rare dermal bullous disorder. *Acta Derm Venereol.* 2009;89(2):189-90. doi: 10.2340/00015555-0442. PMID: 19326011.

745: de Giorgi V, Mavilia C, Massi D, Gozzini A, Aragona P, Tanini A, Sestini S, Paglierani M, Boddi V, Brandi ML, Lotti T. Estrogen receptor expression in cutaneous melanoma: a real-time reverse transcriptase-polymerase chain reaction and immunohistochemical study. *Arch Dermatol.* 2009 Jan;145(1):30-6. doi: 10.1001/archdermatol.2008.537. PMID: 19153340.

746: Prignano F, Zanieri F, Mokhtarzadeh S, Lotti T. Efalizumab-induced severe thrombocytopenia can be resolved. *Biologics.* 2008 Dec;2(4):923-7. doi: 10.2147/btt.s4377. PMID: 19707471; PMCID: PMC2727906.

747: de Giorgi V, Fabroni C, Alfaioli B, Massi D, Maio V, Sestini S, Papi F, Gori A, Lotti T. Solitary mastocytoma: tooth eruption as triggering factor. *Int J Dermatol.* 2008 Dec;47(12):1274-7. doi: 10.1111/j.1365-4632.2008.03841.x. PMID: 19126015.

748: De Giorgi V, Buggiani G, Rossi R, Sestini S, Grazzini M, Lotti T. Successful topical photodynamic treatment of refractory necrobiosis lipoidica. *Photodermatol Photoimmunol Photomed.* 2008 Dec;24(6):332-3. doi: 10.1111/j.1600-0781.2008.00390.x. PMID: 19000193.

749: De Giorgi V, Sestini S, Massi D, Panelos J, Papi F, Alfaioli B, Lotti T. Acquired pseudoclubbing of a fingernail caused by spontaneous subungual haemangioma. *J Eur Acad Dermatol Venereol.* 2008 Dec;22(12):1501-3. doi: 10.1111/j.1468-3083.2008.02686.x. Epub 2008 May 8. PMID: 18482313.

750: de Giorgi V, Sestini S, Massi D, Panelos J, Grazzini M, Lotti T. Cutaneous

metastases: an ominous sign of urothelial carcinoma of the bladder. *Dermatol Surg*. 2008 Nov;34(11):1574-6. doi: 10.1111/j.1524-4725.2008.34326.x. Epub 2008 Sep 15. PMID: 18798746.

751: Prignano F, Pescitelli L, Ricceri F, Lotti T. The importance of genetical link in immuno-mediated dermatoses: psoriasis and vitiligo. *Int J Dermatol*. 2008 Oct;47(10):1060-2. doi: 10.1111/j.1365-4632.2008.03699.x. PMID: 18986357.

752: Prignano F, Buggiani G, Lotti T. Efalizumab in the treatment of psoriasis: when comorbidity is an issue. *Dermatol Ther*. 2008 Oct;21 Suppl 2:S25-9. doi: 10.1111/j.1529-8019.2008.00229.x. PMID: 18837730.

753: Altomare G, Ayala F, Berardesca E, Chimenti S, Giannetti A, Girolomoni G, Lotti T, Martini P, Peserico A, Guerra AP, Vena GA. Etanercept provides a more physiological approach in the treatment of psoriasis. *Dermatol Ther*. 2008 Oct;21 Suppl 2:S1-14. doi: 10.1111/j.1529-8019.2008.00226.x. PMID: 18837727.

754: Mavilia L, Mori M, Rossi R, Campolmi P, Puglisi Guerra A, Lotti T. 308 nm monochromatic excimer light in dermatology: personal experience and review of the literature. *G Ital Dermatol Venereol*. 2008 Oct;143(5):329-37. PMID: 18833074.

755: Rossi R, Assad GB, Buggiani G, Lotti T. Photodynamic therapy: treatment of choice for actinic cheilitis? *Dermatol Ther*. 2008 Sep-Oct;21(5):412-5. doi: 10.1111/j.1529-8019.2008.00224.x. PMID: 18844720.

756: Campolmi P, Troiano M, Bonan P, Cannarozzo G, Lotti T. Vascular based non conventional dye laser treatment for basal cell carcinoma. *Dermatol Ther*. 2008 Sep-Oct;21(5):402-5. doi: 10.1111/j.1529-8019.2008.00221.x. PMID: 18844717.

757: de Giorgi V, Alfaioli B, Franchi A, Gori A, Sestini S, Papi F, Lotti T. Cellular neurothekeoma in a girl: could oestrogens favour the development and

growth of this rare tumour? J Eur Acad Dermatol Venereol. 2008 Sep;22(9):1149-50. doi: 10.1111/j.1468-3083.2008.02595.x. Epub 2008 May 6. PMID: 18462302.

758: Lotti T, Buggiani G, Troiano M, Assad GB, Delescluse J, De Giorgi V, Hercogova J. Targeted and combination treatments for vitiligo. Comparative evaluation of different current modalities in 458 subjects. Dermatol Ther. 2008 Jul;21 Suppl 1:S20-6. doi: 10.1111/j.1529-8019.2008.00198.x. PMID: 18727812.

759: Zanieri F, Assad GB, Campolmi P, Lotti T. Melasma: successful treatment with pidobenzone 4% (K5lipogel). Dermatol Ther. 2008 Jul;21 Suppl 1:S18-9. doi: 10.1111/j.1529-8019.2008.00197.x. PMID: 18727811.

760: Buggiani G, Troiano M, Rossi R, Lotti T. Photodynamic therapy: off-label and alternative use in dermatological practice. Photodiagnosis Photodyn Ther. 2008 Jun;5(2):134-8. doi: 10.1016/j.pdpdt.2008.03.001. Epub 2008 May 6. PMID: 19356644.

761: Fabroni C, Buggiani G, Lotti T. Therapy of environmental mycobacterial infections. Dermatol Ther. 2008 May-Jun;21(3):162-6. doi: 10.1111/j.1529-8019.2008.00187.x. PMID: 18564246.

762: de Giorgi V, Sestini S, Massi D, Papi F, Lotti T. Atypical Spitz tumour: a 'chameleon' lesion. Clin Exp Dermatol. 2008 May;33(3):309-11. doi: 10.1111/j.1365-2230.2007.02639.x. Epub 2008 Jan 14. PMID: 18201260.

763: Lotti T, Handog EB, Hercogová J, Ramos-E-Silva M. International dermatology: the many faces and challenges of the specialty in the global village. Dermatol Clin. 2008 Apr;26(2):183-90. v. doi: 10.1016/j.det.2007.11.002. PMID: 18346550.

764: Lotti T. international dermatology. Preface. Dermatol Clin. 2008

Apr;26(2):ix-x. doi: 10.1016/j.det.2008.01.001. PMID: 18346549.

765: Cicchi R, Sestini S, De Giorgi V, Massi D, Lotti T, Pavone FS. Nonlinear laser imaging of skin lesions. *J Biophotonics*. 2008 Mar;1(1):62-73. doi: 10.1002/jbio.200710003. PMID: 19343636.

766: Lotti T, Gori A, Zanieri F, Colucci R, Moretti S. Vitiligo: new and emerging treatments. *Dermatol Ther*. 2008 Mar-Apr;21(2):110-7. doi: 10.1111/j.1529-8019.2008.00178.x. PMID: 18394085.

767: Buggiani G, Ricceri F, Lotti T. Atopic dermatitis. *Dermatol Ther*. 2008 Mar-Apr;21(2):96-100. doi: 10.1111/j.1529-8019.2008.00176.x. PMID: 18394083.

768: Lotti TM. Dermatologic Therapy issue on "New and emerging treatments in dermatology". *Dermatol Ther*. 2008 Mar-Apr;21(2):85. doi: 10.1111/j.1529-8019.2008.00174.x. PMID: 18394081.

769: De Giorgi V, Sestini S, Massi D, Papi F, Alfaioli B, Lotti T. Superficial cutaneous leiomyosarcoma: a rare, misleading tumor. *Am J Clin Dermatol*. 2008;9(3):185-7. doi: 10.2165/00128071-200809030-00008. PMID: 18429649.

770: Lotti T, Buggiani G, Prignano F. Prurigo nodularis and lichen simplex chronicus. *Dermatol Ther*. 2008 Jan-Feb;21(1):42-6. doi: 10.1111/j.1529-8019.2008.00168.x. PMID: 18318884.

771: Prignano F, Betts CM, Lotti T. Vogt-Koyanagi-Harada disease and vitiligo: where does the illness begin? *J Electron Microsc (Tokyo)*. 2008 Jan;57(1):25-31. doi: 10.1093/jmicro/dfm036. Epub 2008 Jan 3. PMID: 18174263.

772: Salti G, Ghersetich I, Tantussi F, Bovani B, Lotti T. Phosphatidylcholine and sodium deoxycholate in the treatment of localized fat: a double-blind, randomized study. *Dermatol Surg*. 2008 Jan;34(1):60-6; discussion 66. doi:

10.1111/j.1524-4725.2007.34009.x. Epub 2007 Dec 5. PMID: 18053049.

773: De Giorgi V, Sestini S, Massi D, Panelos J, Papi F, Dini M, Lotti T.
Subungual melanoma: a particularly invasive "onychomycosis". *J Am Geriatr Soc.*
2007 Dec;55(12):2094-6. doi: 10.1111/j.1532-5415.2007.01438.x. PMID: 18081682.

774: Da Pozzo L, Scattoni V, Mazzoccoli B, Rigatti P, Manferrari F, Martorana G,
Pietropaolo F, Belgrano E, Prezioso D, Lotti T, Villari D, Nicita G. Tissue-
resonance interaction method for the noninvasive diagnosis of prostate cancer:
analysis of a multicentre clinical evaluation. *BJU Int.* 2007 Nov;100(5):1055-9.
doi: 10.1111/j.1464-410X.2007.07133.x. Epub 2007 Aug 17. PMID: 17711511.

775: Rasero L, Fabbri C, Cantasano L, Lotti T, Pucci T, Veratti M, Rossi M. La
prevenzione delle ulcere da pressione: analisi retrospettiva dell'utilizzo di un
sistema a pressione alternata [Prevention of pressure ulcers: retrospective
study regarding the effectiveness of an alternate pressure device]. *Prof Inferm.*
2007 Oct-Dec;60(4):237-41. Italian. PMID: 18289496.

776: Ghersetich I, Troiano M, De Giorgi V, Lotti T. Receptors in skin ageing and
antiageing agents. *Dermatol Clin.* 2007 Oct;25(4):655-62, xi. doi:
10.1016/j.det.2007.06.018. PMID: 17903624.

777: de Giorgi V, Sestini S, Massi D, Ghersetich I, Lotti T. Keratinocyte growth
factor receptors. *Dermatol Clin.* 2007 Oct;25(4):477-85, vii. doi:
10.1016/j.det.2007.06.017. PMID: 17903607.

778: Rossi R, Mori M, Lotti T. Actinic keratosis. *Int J Dermatol.* 2007
Sep;46(9):895-904. doi: 10.1111/j.1365-4632.2007.03166.x. PMID: 17822489.

779: Cicchi R, Massi D, Sestini S, Carli P, De Giorgi V, Lotti T, Pavone FS.
Multidimensional non-linear laser imaging of Basal Cell Carcinoma. *Opt Express.*
2007 Aug 6;15(16):10135-48. doi: 10.1364/oe.15.010135. PMID: 19547362.

780: Lotti T, Prignano F, Buggiani G. New and experimental treatments of vitiligo and other hypomelanoses. *Dermatol Clin*. 2007 Jul;25(3):393-400, ix. doi: 10.1016/j.det.2007.04.009. PMID: 17662905.

781: Hercogová J, Buggiani G, Prignano F, Lotti T. A rational approach to the treatment of vitiligo and other hypomelanoses. *Dermatol Clin*. 2007 Jul;25(3):383-92, ix. doi: 10.1016/j.det.2007.04.008. PMID: 17662904.

782: Prignano F, Ortonne JP, Buggiani G, Lotti T. Therapeutical approaches in melasma. *Dermatol Clin*. 2007 Jul;25(3):337-42, viii. doi: 10.1016/j.det.2007.04.006. PMID: 17662899.

783: de Giorgi V, Sestini S, Massi D, Lotti T. Melanocytic aggregation in the skin: diagnostic clues from lentigines to melanoma. *Dermatol Clin*. 2007 Jul;25(3):303-20, vii-viii. doi: 10.1016/j.det.2007.04.007. PMID: 17662896.

784: de Giorgi V, Sestini S, Campolmi P, Papi F, Lotti T. Radiotherapy for giant squamous cell carcinomas. *Int J Dermatol*. 2007 May;46(5):546-7. doi: 10.1111/j.1365-4632.2007.03227.x. PMID: 17472693.

785: De Giorgi V, Salvini C, Sestini S, Vignoli M, Sestini R, Papi F, Lotti T. Triple synchronous cutaneous melanoma: a clinical, dermoscopic, and genetic case study. *Dermatol Surg*. 2007 Apr;33(4):488-91. doi: 10.1111/j.1524-4725.2007.33098.x. PMID: 17430385.

786: de Giorgi V, Massi D, Mannone F, Checcucci V, De Magnis A, Sestini S, Papi F, Lotti T. Dermoscopy in vulvar basal cell carcinoma. *Arch Dermatol*. 2007 Mar;143(3):426-7. doi: 10.1001/archderm.143.3.426. PMID: 17372116.

787: De Giorgi V, Sestini S, Massi D, Papi F, Lotti T. Eccrine porocarcinoma: a rare but sometimes fatal malignant neoplasm. *Dermatol Surg*. 2007

Mar;33(3):374-7. doi: 10.1111/j.1524-4725.2007.33077.x. PMID: 17338701.

788: De Giorgi V, Leporatti G, Massi D, Lo Russo G, Sestini S, Dini M, Lotti T. Outcome of patients with melanoma and histologically negative sentinel lymph nodes: one institution's experience. *Oncology*. 2007;73(5-6):401-6. doi: 10.1159/000136795. Epub 2008 Jun 2. PMID: 18515980.

789: Dubertret L, Mrowietz U, Ranki A, van de Kerkhof PC, Chimenti S, Lotti T, Schäfer G; EUROPSO Patient Survey Group. European patient perspectives on the impact of psoriasis: the EUROPSO patient membership survey. *Br J Dermatol*. 2006 Oct;155(4):729-36. doi: 10.1111/j.1365-2133.2006.07405.x. PMID: 16965422.

790: de Giorgi V, Trez E, Salvini C, Duquia R, De Villa D, Sestini S, Gervini R, Lotti T. Dermoscopy in black people. *Br J Dermatol*. 2006 Oct;155(4):695-9. doi: 10.1111/j.1365-2133.2006.07415.x. PMID: 16965417.

791: de Giorgi V, Sestini S, Nardini P, Lotti T. Palmoplantar cysts: sebaceous or epidermoid cysts? *J Eur Acad Dermatol Venereol*. 2006 Sep;20(8):1026-7. doi: 10.1111/j.1468-3083.2006.01618.x. PMID: 16922971.

792: Lotti T, Rossi R, Campolmi P. Targeted UV-B phototherapy: when and why to start. *Arch Dermatol*. 2006 Jul;142(7):933-4; author reply 934. doi: 10.1001/archderm.142.7.933. PMID: 16847218.

793: Stante M, Giorgini S, Lotti T. Allergic contact dermatitis from henna temporary tattoo. *J Eur Acad Dermatol Venereol*. 2006 Apr;20(4):484-6. doi: 10.1111/j.1468-3083.2006.01483.x. PMID: 16643167.

794: De Giorgi V, Massi D, Lotti T. Basal-cell carcinoma. *N Engl J Med*. 2006 Feb 16;354(7):769-71; author reply 769-71. doi: 10.1056/NEJMc053488. PMID: 16481651.

795: De Giorgi V, Leporatti G, Massi D, Lo Russo G, Sestini S, Papi F, Dini M,

Lotti T. Sentinel lymph nodes in melanoma patients: evaluating the evidence. *Oncology*. 2006;71(5-6):460-2. doi: 10.1159/000108577. Epub 2007 Sep 14. PMID: 17855797.

796: Campolmi P, Mavilia L, Bonan P, Cannarozzo G, Lotti TM. 595 nm pulsed dye laser for the treatment of superficial basal cell carcinoma. *Lasers Med Sci*. 2005 Dec;20(3-4):147-8. doi: 10.1007/s10103-005-0360-z. Epub 2005 Nov 18. PMID: 16328096.

797: Pallanti S, Lotti T, Urpe M. Psychoneuroimmunodermatology of atopic dermatitis: from empiric data to the evolutionary hypothesis. *Dermatol Clin*. 2005 Oct;23(4):695-701. doi: 10.1016/j.det.2005.05.019. PMID: 16112446.

798: Urpe M, Buggiani G, Lotti T. Stress and psychoneuroimmunologic factors in dermatology. *Dermatol Clin*. 2005 Oct;23(4):609-17. doi: 10.1016/j.det.2005.05.017. PMID: 16112436.

799: Urpe M, Pallanti S, Lotti T. Psychosomatic factors in dermatology. *Dermatol Clin*. 2005 Oct;23(4):601-8. doi: 10.1016/j.det.2005.05.021. PMID: 16112435.

800: Lotti T, Hanna D, Buggiani G, Urpe M. The color of the skin: psycho-anthropologic implications. *J Cosmet Dermatol*. 2005 Sep;4(3):219-20. doi: 10.1111/j.1473-2165.2005.00316.x. PMID: 17129270.

801: Zuccati G, Lotti T, Mastrolorenzo A, Rapaccini A, Tiradritti L. Pruritus ani. *Dermatol Ther*. 2005 Jul-Aug;18(4):355-62. doi: 10.1111/j.1529-8019.2005.00031.x. PMID: 16297009.

802: Stante M, Hanna D, Lotti T. Itch, pain, and metaesthetic sensation. *Dermatol Ther*. 2005 Jul-Aug;18(4):308-13. doi: 10.1111/j.1529-8019.2005.00037.x. PMID: 16297002.

803: Terranova M, Guarneri C, Guarneri F, Terranova G, Lotti T. Some historical and epistemological remarks on itch and pruritus. *Dermatol Ther*. 2005 Jul-Aug;18(4):283-7. doi: 10.1111/j.1529-8019.2005.00042.x. PMID: 16296998.

804: Holíková Z, Massi D, Lotti T, Hercogová J. Insight into the pathogenesis of sporadic basal cell carcinoma. *Int J Dermatol*. 2004 Dec;43(12):865-9. doi: 10.1111/j.1365-4632.2004.02319.x. PMID: 15569004.

805: Prezioso D, Piccirillo G, Galasso R, Altieri V, Mirone V, Lotti T. Gynecomastia due to hormone therapy for advanced prostate cancer: a report of ten surgically treated cases and a review of treatment options. *Tumori*. 2004 Jul-Aug;90(4):410-5. PMID: 15510985.

806: Formigli L, Zecchi S, Protopapa C, Caporale D, Cammarota N, Lotti TM. Bio-Alcamid: an electron microscopic study after skin implantation. *Plast Reconstr Surg*. 2004 Mar;113(3):1104-6. doi: 10.1097/01.prs.0000107746.58665.0a. PMID: 15108938.

807: Prezioso D, Lotti T, Polito M, Montironi R. Neoadjuvant hormone treatment with leuprolide acetate depot 3.75 mg and cyproterone acetate, before radical prostatectomy: a randomized study. *Urol Int*. 2004;72(3):189-95. doi: 10.1159/000077113. PMID: 15084760.

808: Ghersetich I, Brazzini B, Peris K, Cotellessa C, Manunta T, Lotti T. Pyruvic acid peels for the treatment of photoaging. *Dermatol Surg*. 2004 Jan;30(1):32-6; discussion 36. doi: 10.1111/j.1524-4725.2004.30002.x. PMID: 14692923.

809: Hautmann G, Lotti T. Psychoactive drugs and skin. *J Eur Acad Dermatol Venereol*. 2003 Jul;17(4):383-93. doi: 10.1046/j.1468-3083.2003.00749.x. PMID: 12834446.

810: Wolf R, Lotti T, Ruocco V. Isomorphic versus isotopic response: data and hypotheses. *J Eur Acad Dermatol Venereol*. 2003 Mar;17(2):123-5. doi: 10.1046/j.1468-3083.2003.00586.x. PMID: 12705738.

811: Brazzini B, Ghersetich I, Hercogova J, Lotti T. The neuro-immuno-cutaneous-endocrine network: relationship between mind and skin. *Dermatol Ther*. 2003;16(2):123-31. doi: 10.1046/j.1529-8019.2003.01621.x. PMID: 12919114.

812: Campolmi P, Brazzini B, Urso C, Ghersetich I, Mavilia L, Hercogova J, Lotti T. Superpulsed CO2 laser treatment of basal cell carcinoma with intraoperative histopathologic and cytologic examination. *Dermatol Surg*. 2002 Oct;28(10):909-11; discussion 912. doi: 10.1046/j.1524-4725.2002.02076.x. PMID: 12410674.

813: Palleschi GM, Cipollini EM, Lotti T. Development of oesophageal involvement in a subject with pemphigus vulgaris: a case report and review of the literature. *J Eur Acad Dermatol Venereol*. 2002 Jul;16(4):405-8. doi: 10.1046/j.1468-3083.2002.00460.x. PMID: 12224704.

814: Lotti T, Bianchi B, Ghersetich I, Brazzini B, Hercogova J. Can the brain inhibit inflammation generated in the skin? The lesson of gamma-melanocyte-stimulating hormone. *Int J Dermatol*. 2002 Jun;41(6):311-8. PMID: 12100682.

815: Hautmann G, Hercogova J, Lotti T. Trichotillomania. *J Am Acad Dermatol*. 2002 Jun;46(6):807-21; quiz 822-6. doi: 10.1067/mjd.2002.122749. PMID: 12063477.

816: Hautmann G, Hercogova J, Lotti T. Unusual employ of laser in dermatology: to know, to be able to do, to be. *J Eur Acad Dermatol Venereol*. 2002 May;16(3):210-3. doi: 10.1046/j.1468-3083.2002.00480.x. PMID: 12195557.

817: Morrone A, Hercogova J, Lotti T. Stop female genital mutilation: appeal to the international dermatologic community. *Int J Dermatol*. 2002 May;41(5):253-63.

doi: 10.1046/j.1365-4362.2002.01481.x. PMID: 12100699.

818: Tsourelis-Nikita E, Hercogova J, Lotti T, Menchini G. Evaluation of dietary intake of vitamin E in the treatment of atopic dermatitis: a study of the clinical course and evaluation of the immunoglobulin E serum levels. *Int J Dermatol*. 2002 Mar;41(3):146-50. doi: 10.1046/j.1365-4362.2002.01423.x. PMID: 12010339.

819: Hercogova J, Brazzini B, Hautmann G, Ghersetich I, Lotti T. Laser treatment of cutaneous vascular lesions: face and leg telangiectases. *J Eur Acad Dermatol Venereol*. 2002 Jan;16(1):12-8. doi: 10.1046/j.1468-3083.2002.00355.x. PMID: 11952285.

820: Ruocco V, Ruocco E, Ghersetich I, Bianchi B, Lotti T. Isotopic response after herpesvirus infection: an update. *J Am Acad Dermatol*. 2002 Jan;46(1):90-4. doi: 10.1067/mjd.2002.118362. PMID: 11756952.

821: Del Bianco E, Magini B, Muscarella G, Cappugi P, Lotti T. Raynaud's phenomenon (primary or secondary to systemic sclerosis). The usefulness of laser-Doppler flowmetry in the diagnosis. *Int Angiol*. 2001 Dec;20(4):307-13. PMID: 11782697.

822: Mazzucchelli R, Montironi R, Prezioso D, Bono AV, Ferrari P, Manganelli A, Morelli P, De Vito ML, Santinelli A, Diamanti L, Lotti T, Polito M; Takeda Italian TAP Study Group. Surgical pathology examination of radical prostatectomy specimens. Updated protocol based on the Italian TAP study. *Anticancer Res*. 2001 Sep-Oct;21(5):3599-607. PMID: 11848530.

823: Brazzini B, Ghersetich I, Urso C, Cianferoni L, Lotti T. Pityriasis lichenoides et varioliformis acuta during pregnancy. *J Eur Acad Dermatol Venereol*. 2001 Sep;15(5):458-60. doi: 10.1046/j.1468-3083.2001.00341.x. PMID: 11763391.

824: Brazzini B, Hautmann G, Ghersetich I, Hercogova J, Lotti T. Laser tissue interaction in epidermal pigmented lesions. *J Eur Acad Dermatol Venereol*. 2001 Sep;15(5):388-91. doi: 10.1046/j.0926-9959.2001.00313.x. PMID: 11763375.

825: Ghersetich I, Brazzini B, Hercogova J, Lotti TM. Mineral waters: instead of cosmetics or better than cosmetics? *Clin Dermatol*. 2001 Jul-Aug;19(4):478-82. doi: 10.1016/s0738-081x(01)00186-9. PMID: 11535392.

826: Reale M, Barbacane RC, DiGiacchino M, Felaco M, Croce A, Ferro FM, Lotti TM, Conti P. Differential expression and secretion of RANTES and MCP-1 in activated peripheral blood mononuclear cell cultures of atopic subjects. *Immunol Lett*. 2001 Feb 1;76(1):7-14. doi: 10.1016/s0165-2478(00)00320-5. PMID: 11222907.

827: Ghersetich I, Freedman D, Lotti T. Balneology today. *J Eur Acad Dermatol Venereol*. 2000 Sep;14(5):346-8. doi: 10.1046/j.1468-3083.2000.00136.x. PMID: 11305374.

828: Ghersetich I, Spallanzani A, Bianchi B, Lotti TM. Collagen vascular diseases: unapproved treatments or indications. *Clin Dermatol*. 2000 Mar-Apr;18(2):187-90. doi: 10.1016/s0738-081x(99)00109-1. PMID: 10742627.

829: Ortonne JP, Camacho-Martinez F, Freedman D, Katsambas A, Powell F, Roseeuw D, Lotti T, van Vloten W. The propriety of sponsorship of dermatologic conferences. *Arch Dermatol*. 2000 Mar;136(3):308-10; discussion 311. doi: 10.1001/archderm.136.3.308. PMID: 10724190.

830: Lotti TM, Menchini G, Spallanzani A, Moretti S, Ghersetich I, Bianchi B. Arachidonate transforming and immunomodulating agents: unapproved uses or indications. *Clin Dermatol*. 2000 Jan-Feb;18(1):119-23. doi: 10.1016/s0738-081x(99)00101-7. PMID: 10701093.

831: Lotti TM. The renaissance of dermatology: selected concepts beyond the skin. *Arch Dermatol.* 2000 Jan;136(1):69-70. doi: 10.1001/archderm.136.1.69. PMID: 10632198.

832: Bianchi B, Katsambas A, Lotti TM. Neuropeptides and endothelial injury in cutaneous vasculitis. *Clin Dermatol.* 1999 Nov-Dec;17(6):625-7. doi: 10.1016/s0738-081x(99)00083-8. PMID: 10631521.

833: Teofoli P, Frezzolini A, Puddu P, De Pità O, Mauviel A, Lotti T. The role of proopiomelanocortin-derived peptides in skin fibroblast and mast cell functions. *Ann N Y Acad Sci.* 1999 Oct 20;885:268-76. doi: 10.1111/j.1749-6632.1999.tb08684.x. PMID: 10816660.

834: Lotti T, Teofoli P, Bianchi B, Mauviel A. POMC and fibroblast biology. *Ann N Y Acad Sci.* 1999 Oct 20;885:262-7. doi: 10.1111/j.1749-6632.1999.tb08683.x. PMID: 10816659.

835: Comacchi C, Ghersetich I, Katsambas A, Lotti TM. gamma/delta T lymphocytes and infection: pathogenesis of leukocytoclastic cutaneous necrotizing vasculitis. *Clin Dermatol.* 1999 Sep-Oct;17(5):603-7. doi: 10.1016/s0738-081x(99)00066-8. PMID: 10590857.

836: Ghersetich I, Comacchi C, Katsambas A, Lotti TM. Cellular steps in pathogenesis of cutaneous necrotizing vasculitis. *Clin Dermatol.* 1999 Sep-Oct;17(5):597-601. doi: 10.1016/s0738-081x(99)00080-2. PMID: 10590856.

837: Lotti TM, Ghersetich I, Comacchi C, Katsambas A, Tsourelis E. Langerhans' cells and cutaneous necrotizing vasculitis. *Clin Dermatol.* 1999 Sep-Oct;17(5):591-6. doi: 10.1016/s0738-081x(99)00065-6. PMID: 10590855.

838: Witort-Serraglini E, Del Rosso M, Lotti TM, Matucci-Cerinic M. Endothelial injury in vasculitides. *Clin Dermatol.* 1999 Sep-Oct;17(5):587-90. doi:

10.1016/s0738-081x(99)00079-6. PMID: 10590854.

839: Benci M, Menchini G, Lotti TM. Pyoderma gangrenosum, an unusual aspect of cutaneous vasculitis. *Clin Dermatol.* 1999 Sep-Oct;17(5):581-5. doi:

10.1016/s0738-081x(99)00078-4. PMID: 10590853.

840: Hautmann G, Campanile G, Lotti TM. The many faces of cutaneous vasculitis. *Clin Dermatol.* 1999 Sep-Oct;17(5):515-31. doi: 10.1016/s0738-081x(99)00059-0.

PMID: 10590845.

841: Campanile G, Hautmann G, Lotti TM. The etiology of cutaneous necrotizing vasculitis. *Clin Dermatol.* 1999 Sep-Oct;17(5):505-8. doi:

10.1016/s0738-081x(99)00073-5. PMID: 10590843.

842: Ghersetich I, Comacchi C, Jorizzo JL, Katsambas A, Lotti TM. Proposal for a working classification of cutaneous vasculitis. *Clin Dermatol.* 1999 Sep-Oct;17(5):499-503. doi: 10.1016/s0738-081x(99)00058-9. PMID: 10590842.

843: Lotti TM, Menchini G, Andreassi L. UV-B radiation microphototherapy. An elective treatment for segmental vitiligo. *J Eur Acad Dermatol Venereol.* 1999 Sep;13(2):102-8. PMID: 10568488.

844: Lotti T, Bianchi B, Panconesi E. Neuropeptides and skin disorders. The new frontiers of neuro-endocrine-cutaneous immunology. *Int J Dermatol.* 1999 Sep;38(9):673-5. doi: 10.1046/j.1365-4362.1999.00767.x. PMID: 10517683.

845: Hautmann G, Campanile G, Bianchi B, Lotti T. Alcohol intake, cytokines, neuropeptides, and the skin. *Clin Dermatol.* 1999 Jul-Aug;17(4):391-4. doi: 10.1016/s0738-081x(99)00022-x. PMID: 10497721.

846: Simonini G, Cerinic MM, Generini S, Zoppi M, Anichini M, Cesaretti C, Pignone A, Falcini F, Lotti T, Cagnoni M. Oxidative stress in Systemic

Sclerosis. *Mol Cell Biochem.* 1999 Jun;196(1-2):85-91. PMID: 10448906.

847: Ghersetich I, Menchini G, Teofoli P, Lotti T. Immune response to Leishmania infection in human skin. *Clin Dermatol.* 1999 May-Jun;17(3):333-8. doi: 10.1016/s0738-081x(99)00053-x. PMID: 10384873.

848: Pasquali D, Rossi V, Prezioso D, Gentile V, Colantuoni V, Lotti T, Bellastella A, Sinisi AA. Changes in tissue transglutaminase activity and expression during retinoic acid-induced growth arrest and apoptosis in primary cultures of human epithelial prostate cells. *J Clin Endocrinol Metab.* 1999 Apr;84(4):1463-9. doi: 10.1210/jcem.84.4.5593. PMID: 10199796.

849: Lotti TM, Comacchi C, Ghersetich I. Cutaneous necrotizing vasculitis. Relation to systemic disease. *Adv Exp Med Biol.* 1999;455:115-25. PMID: 10599332.

850: Prezioso D, Lotti T, Montironi R, Polito M. Role of neoadjuvant treatment in clinically confined prostate cancer. Takeda NHT Italian Group. *Eur Urol.* 1999;35 Suppl 1:17-21; discussion 22. doi: 10.1159/000052302. PMID: 10081698.

851: Lotti T, Ghersetich I, Comacchi C, Jorizzo JL. Cutaneous small-vessel vasculitis. *J Am Acad Dermatol.* 1998 Nov;39(5 Pt 1):667-87; quiz 688-90. doi: 10.1016/s0190-9622(98)70039-8. PMID: 9810883.

852: Campanile G, Hautmann G, Lotti T. Cigarette smoking, wound healing, and face-lift. *Clin Dermatol.* 1998 Sep-Oct;16(5):575-8. doi: 10.1016/s0738-081x(98)00041-8. PMID: 9787968.

853: Lotti TM, Menchini G, Comacchi C, Ghersetich I. Treatment pearls from Europe. *Dermatol Clin.* 1998 Jul;16(3):631-41. doi: 10.1016/s0733-8635(05)70258-8. PMID: 9704217.

854: Luger TA, Lotti T. Neuropeptides: role in inflammatory skin diseases. *J Eur*

Acad Dermatol Venereol. 1998 May;10(3):207-11. PMID: 9643321.

855: Teofoli P, De Pita O, Frezzolini A, Lotti T. Antipruritic effect of oral cyclosporin A in essential senile pruritus. Acta Derm Venereol. 1998 May;78(3):232. doi: 10.1080/000155598441675. PMID: 9602241.

856: Lotti T, Rodofili C, Bend M, Menchin G. Wound-healing problems associated with cancers. J Wound Care. 1998 Feb 2;7(2):81-84. doi: 10.12968/jowc.1998.7.2.81. PMID: 27957902.

857: Lotti T, Rodofili C, Benci M, Menchin G. Wound-healing problems associated with cancers. J Wound Care. 1998 Feb;7(2):81-4. PMID: 9543978.

858: Giacomelli R, Matucci-Cerinic M, Cipriani P, Ghersetich I, Lattanzio R, Pavan A, Pignone A, Cagnoni ML, Lotti T, Tonietti G. Circulating Vdelta1+ T cells are activated and accumulate in the skin of systemic sclerosis patients. Arthritis Rheum. 1998 Feb;41(2):327-34. doi: 10.1002/1529-0131(199802)41:2<327::AID-ART17>3.0.CO;2-S. PMID: 9485091.

859: Prezioso D, Lotti T, Montironi R, Polito M. Leuprorelin 1-month depot as neoadjuvant therapy for prostate cancer. Takeda NHT Italian Group. Urol Int. 1998;60 Suppl 2:11-7; discussion 35. doi: 10.1159/000056546. PMID: 9607553.

860: Lotti T, Menchini G, Teofoli P. The challenge of airborne dermatitis. Clin Dermatol. 1998 Jan-Feb;16(1):27-31. doi: 10.1016/s0738-081x(97)00168-5. PMID: 9472431.

861: Sinisi AA, Bellastella A, Prezioso D, Nicchio MR, Lotti T, Salvatore M, Pasquali D. Different expression patterns of somatostatin receptor subtypes in cultured epithelial cells from human normal prostate and prostate cancer. J Clin Endocrinol Metab. 1997 Aug;82(8):2566-9. doi: 10.1210/jcem.82.8.4142. PMID: 9253335.

862: Teofoli P, Motoki K, Lotti TM, Uitto J, Mauviel A. Proopiomelanocortin (POMC) gene expression by normal skin and keloid fibroblasts in culture: modulation by cytokines. *Exp Dermatol*. 1997 Jun;6(3):111-5. doi: 10.1111/j.1600-0625.1997.tb00156.x. PMID: 9226132.

863: Cagnoni ML, Graziani MP, Ghersetich I, Freschi G, Salvadori A, Urso C, Lotti T. Multiple cutaneous melanoma metastases. *Int J Dermatol*. 1997 Feb;36(2):136-8. doi: 10.1111/j.1365-4362.1997.tb03075.x. PMID: 9109015.

864: Lotti T, Gasperini S, Rodofili C. Should we use occlusive dressings in the treatment of acute wounds? *Int J Dermatol*. 1997 Feb;36(2):97-9. doi: 10.1046/j.1365-4362.1997.00064.x. PMID: 9109003.

865: Teofoli P, De Pità O, Lotti TM. Cyclosporin G inhibits proliferation of A431 cells in a dose- and time-dependent manner comparable to cyclosporin A. *Skin Pharmacol*. 1997;10(2):79-84. doi: 10.1159/000211472. PMID: 9257376.

866: Matucci Cerinic M, Lotti T, Valentini G, Pace J, Mallia C. Rheumatology and dermatology: sister specialities in Italy and Malta. *Br J Rheumatol*. 1996 Dec;35(12):1312-3. doi: 10.1093/rheumatology/35.12.1312. PMID: 9010063.

867: Prezioso D, Mirone V, Fabrizio F, Lotti T. Valutazione in doppio cieco della mepartricina 150,000 U (40 mg) in confronto a placebo nella IPB [Double-blind evaluation of mepartricin 150.000 U (40 mg) compared with placebo in benign prostatic hypertrophy]. *Minerva Urol Nefrol*. 1996 Dec;48(4):207-11. Italian. PMID: 9005590.

868: Ghersetich I, Lotti TM. Immunologic aspects: immunology of mineral water spas. *Clin Dermatol*. 1996 Nov-Dec;14(6):563-6. doi: 10.1016/s0738-081x(96)00085-5. PMID: 8960793.

869: Lotti T. Occlusive treatment in psoriasis: how does it work? *J Am Acad Dermatol.* 1996 Aug;35(2 Pt 1):283-4. doi: 10.1016/s0190-9622(96)90360-6. PMID: 8708044.

870: Lotti T, Comacchi C, Ghersetich I. Cutaneous necrotizing vasculitis. *Int J Dermatol.* 1996 Jul;35(7):457-74. doi: 10.1111/j.1365-4362.1996.tb01656.x. PMID: 8809599.

871: Prezioso D, Fabrizio F, Russo A, Lotti T. La mepartricina nella IPB. Nuovo approccio posologico [Mepartricin in BPH. A new dosage approach]. *Minerva Urol Nefrol.* 1996 Jun;48(2):117-20. Italian. PMID: 8815556.

872: Mirone V, Prezioso D, Palmieri A, Lotti T. Mepartricina 150.000 U (40 mg) vs mepartricina 50.000 U (13 mg) nel trattamento della IPB. Ricerca clinica in doppio cieco [Mepartricin 150.000 (40 mg) vs mepartricin 50.000 U (13 mg) in the treatment of BIP. Double blind clinical trial]. *Minerva Med.* 1996 Apr;87(4):147-54. Italian. PMID: 8700338.

873: Teofoli P, Procacci P, Maresca M, Lotti T. Itch and pain. *Int J Dermatol.* 1996 Mar;35(3):159-66. doi: 10.1111/j.1365-4362.1996.tb01630.x. PMID: 8655228.

874: Lotti TM, Ghersetich I. Mineral waters: instead of soap or better than soap? *Clin Dermatol.* 1996 Jan-Feb;14(1):101-4. doi: 10.1016/0738-081x(95)00116-w. PMID: 8901407.

875: Ghersetich I, Campanile G, Lotti T. Alopecia areata: immunohistochemistry and ultrastructure of infiltrate and identification of adhesion molecule receptors. *Int J Dermatol.* 1996 Jan;35(1):28-33. doi: 10.1111/j.1365-4362.1996.tb01611.x. PMID: 8838925.

876: Iacono F, Barra S, Montano L, Lotti T. Intérêt de la FSH pure à forte dose dans le traitement de l'infertilité masculine idiopathique [Value of high-dose

pure FSH in the treatment of idiopathic male infertility]. *J Urol (Paris)*. 1996;102(2):81-4. French. PMID: 8796182.

877: Teofoli P, Mancini A, Lotti T. Cyclosporine A inhibits tPA mRNA transcription in A431 cell line. *Skin Pharmacol*. 1996;9(2):137-40. doi: 10.1159/000211410. PMID: 8722609.

878: Ghersetich I, Lotti T, Bacci S, Comacchi C, Campanile G, Romagnoli P. Cell infiltrate in progressive pigmented purpura (Schamberg's disease): immunophenotype, adhesion receptors, and intercellular relationships. *Int J Dermatol*. 1995 Dec;34(12):846-50. doi: 10.1111/j.1365-4362.1995.tb04419.x. PMID: 8647662.

879: Lotti T, Benci M. Plasminogen activators, venous leg ulcers and reepithelialization. *Int J Dermatol*. 1995 Oct;34(10):696-9. doi: 10.1111/j.1365-4362.1995.tb04655.x. PMID: 8537156.

880: Lotti T, Hautmann G, Panconesi E. Neuropeptides in skin. *J Am Acad Dermatol*. 1995 Sep;33(3):482-96. doi: 10.1016/0190-9622(95)91395-5. PMID: 7657872.

881: Caproni M, Palleschi GM, Falcos D, Papi C, Lotti T. Pharmacologic modulation by cetirizine of some adhesion molecules expression in psoriatic skin lesions. *Int J Dermatol*. 1995 Jul;34(7):510-3. doi: 10.1111/j.1365-4362.1995.tb00630.x. PMID: 7591422.

882: Campanile G, Lotti T. Clinical aspects of cutaneous necrotizing vasculitis. *Int Angiol*. 1995 Jun;14(2):151-61. PMID: 8609441.

883: Hautmann G, Lotti T. The role of regulatory peptides in the pathogenesis of cutaneous necrotizing vasculitis. *Int Angiol*. 1995 Jun;14(2):138-50. PMID: 8609440.

884: Teofoli P, Lotti T. Cytokines, fibrinolysis and vasculitis. *Int Angiol.* 1995 Jun;14(2):125-9. PMID: 8609438.

885: Campanile G, Comacchi C, Ghersetich I, Lotti T. Gamma/delta T lymphocytes in cutaneous necrotizing vasculitis. *Int Angiol.* 1995 Jun;14(2):119-24. PMID: 8609437.

886: Romagnoli P, Ghersetich I, Lotti T. Langerhans cells and vasculitis. *Int Angiol.* 1995 Jun;14(2):113-8. PMID: 8609436.

887: Ghersetich I, Lotti T. Cellular steps in the pathogenesis of cutaneous necrotizing vasculitis. *Int Angiol.* 1995 Jun;14(2):107-12. PMID: 8609435.

888: Ghersetich I, Jorizzo JL, Lotti T. Working classification of vasculitis. *Int Angiol.* 1995 Jun;14(2):101-6. PMID: 8609434.

889: Iacono F, Barra S, Lotti T. Elastic fibre concentration in the tunica albuginea of corpora cavernosa and nocturnal tumescence monitoring. *Int J Impot Res.* 1995 Jun;7(2):63-70. PMID: 7496443.

890: Hautmann G, Lotti T. Diseases caused by *Mycobacterium scrofulaceum*. *Clin Dermatol.* 1995 May-Jun;13(3):277-80. doi: 10.1016/0738-081x(95)00006-2. PMID: 8521370.

891: Iacono F, Barra S, Cafiero G, Lotti T. Scanning electron microscopy of the tunica albuginea of the corpora cavernosa in normal and impotent subjects. *Urol Res.* 1995;23(4):221-6. doi: 10.1007/BF00393302. PMID: 8533207.

892: Lotti T, Mirone V, Imbimbo C, Sorrentino M, Prezioso D. Benign prostatic hyperplasia (BPH) and sexuality. *J Urol (Paris).* 1995;101(1):13-5. PMID: 7545718.

893: Hautmann G, Teofoli P, Lotti T. Aquagenic pruritus, PUVA and capsaicin treatments. *Br J Dermatol*. 1994 Dec;131(6):920-1. doi: 10.1111/j.1365-2133.1994.tb08612.x. PMID: 7857859.

894: Altieri V, Setola P, Ottaviano N, Ucciero G, Scognamiglio G, Montanaro V, Giannella R, Rega A, Lotti T. Diagnosi per immagini delle metastasi non linfonodali da carcinoma vescicale [Imaging diagnosis of non-lymph node metastasis of bladder carcinoma]. *Arch Ital Urol Androl*. 1994 Dec;66(5):223-8. Italian. PMID: 7812300.

895: Hautmann G, Lotti T. Atypical mycobacterial infections of the skin. *Dermatol Clin*. 1994 Oct;12(4):657-68. PMID: 7805295.

896: Ghersetich I, Teofoli P, Benci M, Lotti T. Ultrastructural study of hyaluronic acid before and after the use of a pulsed electromagnetic field, electrolysis, in the treatment of wrinkles. *Int J Dermatol*. 1994 Sep;33(9):661-3. doi: 10.1111/j.1365-4362.1994.tb02933.x. PMID: 8002170.

897: Farella V, Lotti T, Difonzo EM, Panconesi EX. Erythema elevatum diutinum. *Int J Dermatol*. 1994 Sep;33(9):638-40. doi: 10.1111/j.1365-4362.1994.tb02924.x. PMID: 8002161.

898: Pignone A, Lombardi A, Cagnoni M, Matucci-Cerinic M, Lotti T. Chronobiology, fibrinolysis, and systemic sclerosis. *J Am Acad Dermatol*. 1994 Aug;31(2 Pt 1):297-8. doi: 10.1016/s0190-9622(08)81991-3. PMID: 8040426.

899: Lotti T, Campanile G, Matucci-Cerinic M. Cutaneous and plasma fibrinolytic activities are not deficient in patients with systemic sclerosis. *J Am Acad Dermatol*. 1994 May;30(5 Pt 1):813-4. doi: 10.1016/s0190-9622(08)81531-9. PMID: 8176033.

900: Matucci-Cerinic M, Pignone A, Biagini M, Lotti T. Markers of disease activity in systemic sclerosis. *Clin Dermatol.* 1994 Apr-Jun;12(2):291-7. doi: 10.1016/s0738-081x(94)90334-4. PMID: 8076268.

901: Ghersetich I, Teofoli P, Benci M, Innocenti S, Lotti T. Localized scleroderma. *Clin Dermatol.* 1994 Apr-Jun;12(2):237-42. doi: 10.1016/s0738-081x(94)90327-1. PMID: 8076261.

902: Ghersetich I, Lotti T, Campanile G, Grappone C, Dini G. Hyaluronic acid in cutaneous intrinsic aging. *Int J Dermatol.* 1994 Feb;33(2):119-22. doi: 10.1111/j.1365-4362.1994.tb01540.x. PMID: 8157393.

903: Lotti T, Teofoli P, Tsampau D. Treatment of aquagenic pruritus with topical capsaicin cream. *J Am Acad Dermatol.* 1994 Feb;30(2 Pt 1):232-5. doi: 10.1016/s0190-9622(94)70022-2. PMID: 7507135.

904: Lotti T. The purpuras. *Int J Dermatol.* 1994 Jan;33(1):1-10. doi: 10.1111/j.1365-4362.1994.tb01483.x. PMID: 8112930.

905: Cagnoni ML, Ghersetich I, Lotti T, Pierleoni M, Landi G. Treatment of psoriasis vulgaris with topical calcipotriol: is the clinical improvement of lesional skin related to a down-regulation of some cell adhesion molecules? *Acta Derm Venereol Suppl (Stockh).* 1994;186:55-7. PMID: 8073838.

906: Ghersetich I, Lotti T. alpha-Interferon cream restores decreased levels of Langerhans/indeterminate (CD1a+) cells in aged and PUVA-treated skin. *Skin Pharmacol.* 1994;7(3):118-20. doi: 10.1159/000211285. PMID: 8003333.

907: Iacono F, Barra S, de Rosa G, Boscaino A, Lotti T. Microstructural disorders of tunica albuginea in patients affected by impotence. *Eur Urol.* 1994;26(3):233-9. doi: 10.1159/000475386. PMID: 7805709.

- 908: Lotti T, Ghersetich I, Panconesi E. Why should we use PUVA treatment in pigmented purpuric lichenoid dermatitis? *J Am Acad Dermatol.* 1994 Jan;30(1):145. doi: 10.1016/s0190-9622(08)81911-1. PMID: 7506273.
- 909: Iacono F, Barra S, De Rosa G, Boscaino A, Lotti T. Microstructural disorders of tunica albuginea in patients affected by Peyronie's disease with or without erection dysfunction. *J Urol.* 1993 Dec;150(6):1806-9. doi: 10.1016/s0022-5347(17)35901-3. PMID: 8230510.
- 910: Lotti T, Benci M, Sarti MG, Teofoli P, Senesi C, Bonan P, Ghersetich I, Panconesi E. Psychogenic purpura with abnormally increased tPA dependent cutaneous fibrinolytic activity. *Int J Dermatol.* 1993 Jul;32(7):521-3. doi: 10.1111/j.1365-4362.1993.tb02840.x. PMID: 8340191.
- 911: Lotti T, Hautmann G. Atypical mycobacterial infections: a difficult and emerging group of infectious dermatoses. *Int J Dermatol.* 1993 Jul;32(7):499-501. doi: 10.1111/j.1365-4362.1993.tb02832.x. PMID: 8340183.
- 912: Lotti T, Celasco G, Tsampau D, Teofoli P, Benci M, Dahm M, Comacchi C, Ghersetich I, Matucci-Cerinic M. Mesoglycan treatment restores defective fibrinolytic potential in cutaneous necrotizing venulitis. *Int J Dermatol.* 1993 May;32(5):368-71. doi: 10.1111/j.1365-4362.1993.tb01477.x. PMID: 8505166.
- 913: Iacono F, Barra S, Lotti T. Evaluation of penile deep arteries in psychogenic impotence by means of duplex ultrasonography. *J Urol.* 1993 May;149(5 Pt 2):1262-4. doi: 10.1016/s0022-5347(17)36362-0. PMID: 8479010.
- 914: Lotti T, Tsampau D, Teofoli P, Benci M, Ghersetich I, Dahm M, Cappugi P, Panconesi E. Neuropeptidergic acral dysesthesia: a new entity. *Int J Dermatol.* 1993 Mar;32(3):198-9. doi: 10.1111/j.1365-4362.1993.tb02793.x. PMID: 7680333.
- 915: Fedi MC, Quercetani R, Lotti T. Recalcitrant pyoderma gangrenosum

responsive to cyclosporine. *Int J Dermatol*. 1993 Feb;32(2):119. doi: 10.1111/j.1365-4362.1993.tb01450.x. PMID: 8440552.

916: Lotti T, Mirone V, Imbimbo C, Corrado F, Corrado G, Garofalo F, Scaricabarozzi I. Controlled clinical studies of nimesulide in the treatment of urogenital inflammation. *Drugs*. 1993;46 Suppl 1:144-6. doi: 10.2165/00003495-199300461-00033. PMID: 7506155.

917: Matucci-Cerinic M, Ceruso M, Lotti T, Pignone A, Jajic I. The medical and surgical treatment of finger clubbing and hypertrophic osteoarthropathy. A blind study with colchicine and a surgical approach to finger clubbing reduction. *Clin Exp Rheumatol*. 1992 May-Jun;10 Suppl 7:67-70. PMID: 1623678.

918: Matucci-Cerinic M, Sacerdoti L, Perrone C, Carossino A, Cagnoni ML, Jajic I, Lotti T. Pachydermoperiostosis (primary hypertrophic osteoarthropathy): in vitro evidence for abnormal fibroblast proliferation. *Clin Exp Rheumatol*. 1992 May-Jun;10 Suppl 7:57-60. PMID: 1623676.

919: Matucci-Cerinic M, Lotti T, Calvieri S, Ghersetich I, Sacerdoti L, Teofoli P, Jajic I, Cagnoni M. The spectrum of dermatological symptoms of pachydermoperiostosis (primary hypertrophic osteoarthropathy): a genetic, cytogenetic and ultrastructural study. *Clin Exp Rheumatol*. 1992 May-Jun;10 Suppl 7:45-8. PMID: 1623673.

920: Cappugi P, Tsampau D, Lotti T. Substance P provokes cutaneous erythema and edema through a histamine-independent pathway. *Int J Dermatol*. 1992 Mar;31(3):206-9. doi: 10.1111/j.1365-4362.1992.tb03938.x. PMID: 1373708.

921: Lotti T, Knoepfel B, Zangheri M, Panconesi E. Expression of T6 antigen on keratinocytes in alopecia areata. *Int J Dermatol*. 1992 Feb;31(2):103-6. doi: 10.1111/j.1365-4362.1992.tb03247.x. PMID: 1559731.

922: Palleschi GM, Knoepfel BR, Lotti T. Carotenoderma: a possible pit-fall in the immunopathologic diagnosis of pemphigus vulgaris. *Int J Dermatol.* 1992 Jan;31(1):50-1. doi: 10.1111/j.1365-4362.1992.tb03521.x. PMID: 1737690.

923: Fedi AM, Lotti T, Meo AL, Rizzo A, Leoncini P. Immunohistochemical study on the pattern of 50 kd cytokeratin in psoriasis. *Int J Dermatol.* 1992 Jan;31(1):30-2. doi: 10.1111/j.1365-4362.1992.tb03516.x. PMID: 1371106.

924: Matucci-Cerinic M, Pignone A, Lotti T, Partsch G, Livi R, Cagnoni M. Gold salts and somatostatin: a new combined analgesic treatment for psoriatic arthritis. *Drugs Exp Clin Res.* 1992;18(2):53-61. PMID: 1353720.

925: Panconesi E, Lotti T. Steroids versus nonsteroids in the treatment of cutaneous inflammation: therapeutic modalities for office use. *Arch Dermatol Res.* 1992;284 Suppl 1:S37-41. doi: 10.1007/BF00638239. PMID: 1285654.

926: Campolmi P, Bonan P, Lotti T, Palleschi GM, Fabbri P, Panconesi E. The role of cyclosporine A in the treatment of pemphigus erythematosus. *Int J Dermatol.* 1991 Dec;30(12):890-2. doi: 10.1111/j.1365-4362.1991.tb04361.x. PMID: 1816136.

927: Matucci-Cerinic M, Lotti T, Jajic I, Pignone A, Bussani C, Cagnoni M. The clinical spectrum of pachydermoperiostosis (primary hypertrophic osteoarthropathy). *Medicine (Baltimore).* 1991 May;70(3):208-14. doi: 10.1097/00005792-199105000-00005. PMID: 2030644.

928: Lotti T, Teofoli P, Senesi C, Fedi AM, Bonan P, Palleschi GM, Panconesi E. The role of plasminogen activators in alopecia areata. *Int J Dermatol.* 1991 Jan;30(1):19-21. doi: 10.1111/j.1365-4362.1991.tb05873.x. PMID: 1899652.

929: Ghersetich I, Matucci-Cerinic M, Lotti T. A pathogenetic approach to the management of systemic sclerosis (scleroderma). *Int J Dermatol.* 1990 Nov;29(9):616-22. doi: 10.1111/j.1365-4362.1990.tb02581.x. PMID: 2272732.

930: Matucci-Cerinic M, Lotti T, Lombardi A, Pignone A, Iannone F, Beneforti E, Cinotti S, Morfini M, Cagnoni M. Cutaneous and plasma fibrinolytic activity in systemic sclerosis. Evidence of normal plasminogen activation. *Int J Dermatol.* 1990 Nov;29(9):644-8. doi: 10.1111/j.1365-4362.1990.tb02587.x. PMID: 2125582.

931: Ghersetich I, Rindi L, Teofoli P, Tsampau D, Palleschi GM, Lotti T. Eruzione cutanea da captopril "pityriasis rosea-like" [Pityriasis rosea-like skin eruptions caused by captopril]. *G Ital Dermatol Venereol.* 1990 Oct;125(10):457-9. Italian. PMID: 2150508.

932: Lotti T, Bonan P, Cannarozzo G, Fedi AM, Panconesi E. Antipsoriatic therapies inhibit epidermal plasminogen activator activity. *Int J Dermatol.* 1990 Sep;29(7):528-30. doi: 10.1111/j.1365-4362.1990.tb04853.x. PMID: 2121655.

933: Matucci-Cerinic M, Lombardi A, Lotti T, Pignone A, Senesi C, Buzzi R, Aglietti P, Partsch G, Cagnoni M. Fibrinolytic activity in the synovial membrane of osteoarthritis. *Br J Rheumatol.* 1990 Aug;29(4):249-53. doi: 10.1093/rheumatology/29.4.249. PMID: 2116205.

934: Lotti T, Benci M, Palleschi GM, Cantini F, Palchetti R, Albertacci A. Leg ulcer in a patient with beta-thalassemia and glucose-6-phosphate-dehydrogenase deficiency. *Int J Dermatol.* 1990 Jul-Aug;29(6):426-7. doi: 10.1111/j.1365-4362.1990.tb03828.x. PMID: 2397966.

935: Matucci-Cerinic M, Pignone A, Iannone F, Lotti T, Pesciullesi E, Spillantini G, Falcini F, Cagnoni M. Clinical correlations of plasma angiotensin converting enzyme (ACE) activity in systemic sclerosis: a longitudinal study of plasma ACE level, endothelial injury and lung involvement. *Respir Med.* 1990 Jul;84(4):283-7. doi: 10.1016/s0954-6111(08)80054-6. PMID: 2173047.

936: Lotti T, Tsampau D, Bonan P. The anatomy of the lower limbs. *Clin Dermatol.*

1990 Jul-Dec;8(3-4):13-20. doi: 10.1016/0738-081x(90)90043-z. PMID: 2129941.

937: Lotti T, Ghersetich I, Grappone C, Dini G. Proteoglycans in so-called cellulite. *Int J Dermatol*. 1990 May;29(4):272-4. doi: 10.1111/j.1365-4362.1990.tb02560.x. PMID: 2370117.

938: Matucci-Cerinic M, Pignone A, Lotti T, Spillantini G, Curradi C, Leoncini G, Iannone F, Falcini F, Cagnoni M. Reduced angiotensin converting enzyme plasma activity in scleroderma. A marker of endothelial injury? *J Rheumatol*. 1990 Mar;17(3):328-30. PMID: 2159071.

939: Del Rosso M, Fibbi G, Dini G, Grappone C, Pucci M, Caldini R, Magnelli L, Fimiani M, Lotti T, Panconesi E. Role of specific membrane receptors in urokinase-dependent migration of human keratinocytes. *J Invest Dermatol*. 1990 Mar;94(3):310-6. doi: 10.1111/1523-1747.ep12874442. PMID: 2155272.

940: Passaleva A, Massai G, Matucci-Cerinic M, Domeneghetti MP, Sharifian J, Lotti T, Cagnoni M, Ricci M. Immunological abnormalities in a group of patients with limited cutaneous systemic sclerosis and prominent vascular disease. *Autoimmunity*. 1990;6(4):283-91. doi: 10.3109/08916939008998420. PMID: 2104177.

941: Lotti T, Altieri V, Mirone V, Ottaviano N, Russo A. Local hyperthermia for treatment of advanced prostatic carcinoma: preliminary results. *Adv Exp Med Biol*. 1990;267:525-9. doi: 10.1007/978-1-4684-5766-7_57. PMID: 2088071.

942: Lotti T, Matucci-Cerinic M. Cutaneous fibrinolytic potential, tPA dependent, is reduced in Behçet's disease. *Br J Dermatol*. 1989 Dec;121(6):713-6. doi: 10.1111/j.1365-2133.1989.tb08213.x. PMID: 2514783.

943: Lotti T, Bonan P, Panconesi E. Cumulative irritant dermatitis and abnormal epidermal plasminogen activator activity: what connection? *Int J Dermatol*. 1989 Oct;28(8):550-1. doi: 10.1111/j.1365-4362.1989.tb04615.x. PMID: 2531125.

944: Lotti T, Battini ML, Brunetti L, Fabbri P, Panconesi E. Plasminogen activators and antiplasmin activity in atopic dermatitis. *Int J Dermatol*. 1989 Sep;28(7):457-9. doi: 10.1111/j.1365-4362.1989.tb02506.x. PMID: 2777445.

945: Campolmi P, Lotti T, Bonan P, Tsampau D, Palleschi GM, Andreassi L. Il laser CO2 defocalizzato nella terapia delle ulcere degli arti inferiori. Risultati preliminari [Defocused CO2 laser in the treatment of leg ulcers. Preliminary results]. *G Ital Dermatol Venereol*. 1989 Jun;124(6):317-9. Italian. PMID: 2517123.

946: Fedi AM, Leoncini P, Farella V, Lotti T. Studio della filaggrina nella psoriasi [Study of filaggrin in psoriasis]. *G Ital Dermatol Venereol*. 1989 Apr;124(4):141-5. Italian. PMID: 2680915.

947: Matucci-Cerinic M, Cinti S, Morroni M, Lotti T, Nuzzaci G, Lucente E, di Lollo S, Ceruso M, Cagnoni M. Pachydermoperiostosis (primary hypertrophic osteoarthropathy): report of a case with evidence of endothelial and connective tissue involvement. *Ann Rheum Dis*. 1989 Mar;48(3):240-6. doi: 10.1136/ard.48.3.240. PMID: 2930280; PMCID: PMC1003729.

948: Albertazzi A, Bonadio M, Fusaroli M, Lotti T, Miano L, Salvia G, Sasdelli M, Villa G, Zucchelli P, Ventriglia L. Multicenter comparative study of aztreonam and gentamicin in the treatment of renal and urinary tract infections. *Chemotherapy*. 1989;35 Suppl 1:77-80. doi: 10.1159/000238724. PMID: 2659293.

949: Lotti T, Bonan P, Panconesi E. Plasminogen activation in psoriasis. *Acta Derm Venereol Suppl (Stockh)*. 1989;146:36-8. PMID: 2514542.

950: Lotti T, Santucci M, Casigliani R, Fabbri P, Bondi R, Panconesi E. Multicentric reticulohistiocytosis. Report of three cases with the evaluation of tissue proteinase activity. *Am J Dermatopathol*. 1988 Dec;10(6):497-504. PMID:

3146226.

951: Lotti T, Casigliani R, Benci M, Simonelli P, Lattari P. Porpora palpabile da captopril [Palpable purpura caused by captopril]. *G Ital Dermatol Venereol*. 1988 Dec;123(12):657-9. Italian. PMID: 3075596.

952: Lotti T, Cappugi P, Dini G, Grappone C, Bonan P, Panconesi E. Manifestazioni precoci di senescenza in fibroblasti diabetici in coltura. Studio ultrastrutturale [Early manifestations of senescence of diabetic fibroblasts in culture. Ultrastructural study]. *G Ital Dermatol Venereol*. 1988 Oct;123(10):469-76. Italian. PMID: 3248818.

953: Lotti T, Bonan P, Cannarozzo G, Panconesi E. In vivo studies on the involvement of urokinase in pemphigus acantholysis. *J Invest Dermatol*. 1988 Oct;91(4):372-3. doi: 10.1111/1523-1747.ep12476267. PMID: 3171215.

954: Mirone V, Imbimbo C, Palmieri A, Scaricabarozzi I, Lotti T. Studio clinico controllato sull'impiego della nimesulide nelle affezioni flogistiche dell'apparato genito-urinario [Controlled clinical study on the use of nimesulide in inflammatory diseases of the genitourinary system]. *Minerva Urol Nefrol*. 1988 Oct-Dec;40(4):261-5. Italian. PMID: 3075094.

955: Bianchini G, Lotti T, Campolmi P, Casigliani R, Panconesi E. Coral ulcer as a vasculitis. *Int J Dermatol*. 1988 Sep;27(7):506-7. doi: 10.1111/j.1365-4362.1988.tb00932.x. PMID: 2906052.

956: Dini G, Casigliani R, Rindi L, Grappone C, Melli MC, Lotti T. Pili annulati. Optical and scanning electron microscopic studies. *Int J Dermatol*. 1988 May;27(4):256-7. doi: 10.1111/j.1365-4362.1988.tb03222.x. PMID: 3391716.

957: Pucci M, Lotti T, Tuci F, Brunetti L, Rindi L, Fibbi G, Pasquali F, Chiarugi VP. Modulation of growth of melanoma. *Int J Dermatol*. 1988

Apr;27(3):167-9. doi: 10.1111/j.1365-4362.1988.tb04922.x. PMID: 3372112.

958: Casigliani R, Difonzo EM, Ganucci Cancellieri GA, Lotti T. Su di un caso di anetodermia di Schweninger e Buzzi [A case of Schweninger-Buzzi anetoderma]. *G Ital Dermatol Venereol*. 1988 Mar;123(3):83-5. Italian. PMID: 3410502.

959: Brunetti L, Bianchini G, Lotti T. Studio dell'attivazione cutanea del plasminogeno in sindromi pruriginose indotte dal contatto con acqua [Skin activation of plasminogen in pruriginous syndromes induced by contact with water]. *G Ital Dermatol Venereol*. 1988 Jan-Feb;123(1-2):1-3. Italian. PMID: 3417328.

960: Matucci-Cerinic M, Lombardi A, Lopes-Pegna A, Menicucci A, Lotti T. HLA et sclérodermie familiale [HLA and familial scleroderma]. *Rev Rhum Mal Osteoartic*. 1988 Jan;55(1):77-8. French. PMID: 3353685.

961: Matucci-Cerinic M, Fattorini L, Gerini G, Lombardi A, Pignone A, Petrini N, Lotti T. Colchicine treatment in a case of pachydermoperiostosis with acroosteolysis. *Rheumatol Int*. 1988;8(4):185-8. doi: 10.1007/BF00270458. PMID: 3187331.

962: Lotti T, Bonan P, Panconesi E. Epidermal plasminogen activator activity, tPA-dependent, is a marker of disease activity in psoriasis. *J Invest Dermatol*. 1988 Jan;90(1):86-7. doi: 10.1111/1523-1747.ep12462580. PMID: 3121757.

963: Matucci-Cerinic M, Lotti T, Cappugi P, Boddi V, Fattorini L, Panconesi E. Somatostatin treatment of psoriatic arthritis. *Int J Dermatol*. 1988 Jan-Feb;27(1):56-8. doi: 10.1111/j.1365-4362.1988.tb02341.x. PMID: 2894365.

964: Matucci-Cerinic M, Sorice V, Pieri A, Lotti T. Circadian rhythm of growth hormone in psoriatic arthritis: a temporal evaluation. *Z Rheumatol*. 1987 Nov-Dec;46(6):339-40. PMID: 3439369.

965: Panconesi E, Lotti T. Aquagenic urticaria. *Clin Dermatol*. 1987 Jul-Sep;5(3):49-51. doi: 10.1016/s0738-081x(87)80008-1. PMID: 3664423.

966: Lotti T, Mirone V, Imbimbo C, Russo A. Ciprofloxacin in the treatment of urinary tract infections. *J Int Med Res*. 1987 Jul-Aug;15(4):240-4. doi: 10.1177/030006058701500408. PMID: 3653501.

967: Falcini F, Bartolozzi G, Montanelli F, Pratesi G, Taccetti G, Tafi L, Volpi M, Lotti T. La malattia di Mucha-Habermann. Descrizione di un caso in età pediatrica [Mucha-Habermann disease. Description of a case in childhood]. *Pediatr Med Chir*. 1987 May-Jun;9(3):343-5. Italian. PMID: 3671133.

968: Lotti T, Fabbri P, Panconesi E. The pathogenesis of venous ulcers. *J Am Acad Dermatol*. 1987 Apr;16(4):877-9. doi: 10.1016/s0190-9622(87)80225-6. PMID: 3571552.

969: Steinman HK, Kobza-Black A, Lotti TM, Brunetti L, Panconesi E, Greaves MW. Polycythaemia rubra vera and water-induced pruritus: blood histamine levels and cutaneous fibrinolytic activity before and after water challenge. *Br J Dermatol*. 1987 Mar;116(3):329-33. doi: 10.1111/j.1365-2133.1987.tb05846.x. PMID: 3567071.

970: Matucci-Cerinic M, Lotti T, Jajic I, Di Lollo S, Brunetti L, Orlic D. Cutaneous fibrinolytic activity in primary hypertrophic osteoarthropathy. *Scand J Rheumatol*. 1987;16(3):205-12. doi: 10.3109/03009748709165275. PMID: 3602953.

971: Lotti T, Steinman HK, Greaves MW, Fabbri P, Brunetti L, Panconesi E. Increased cutaneous fibrinolytic activity in aquagenic pruritus. *Int J Dermatol*. 1986 Oct;25(8):508-10. doi: 10.1111/j.1365-4362.1986.tb00863.x. PMID: 3771051.

972: Lotti T, Brunetti L, Panconesi E. A 'novel' action of anthralin. *Arch Dermatol*. 1986 Jul;122(7):748-9. PMID: 3729504.

973: Lotti T. A proposito della neoangiogenesi cutanea indotta da tumori [Apropos of the cutaneous neo-angiogenesis induced by tumors]. *G Ital Dermatol Venereol*. 1986 Jul-Aug;121(4):309. Italian. PMID: 2428737.

974: Campolmi P, Lotti T, Francalanci S, Sertoli A. Contact sensitivity to oak. *Contact Dermatitis*. 1986 May;14(5):314. doi: 10.1111/j.1600-0536.1986.tb05285.x. PMID: 3743042.

975: Grassi C, Baglioni A, Bonsignore G, Catena E, De Rose V, Grignani F, Lotti T, Orlandi O, Panichi G, Pavone Macaluso M, et al. Efficacia e tollerabilità di imipenem/cilastatina in infezioni a varia localizzazione [Efficacy and tolerability of imipenem/cilastatin in infections at various sites]. *G Ital Chemioter*. 1986 May-Dec;33(2-3):143-8. Italian. PMID: 3479372.

976: Lotti T, D'Armiento M, Zito A, De Sio M. Les actuelles techniques diagnostiques dans la prédiction de la reprise fonctionnelle d'un rein urographiquement exclu [Current diagnostic technics in the prediction of the functional recovery of a urographically silent kidney]. *J Urol (Paris)*. 1986;92(2):91-5. French. PMID: 3531353.

977: Lotti T, Zuccati G, Battini ML, Fabbri P. L'attività fibrinolitica cutanea nelle porpore infantili di Majocchi e di Schamberg [Cutaneous fibrinolytic activity in Majocchi and in Schamberg infantile purpuras]. *G Ital Dermatol Venereol*. 1985 Nov-Dec;120(6):375-8. Italian. PMID: 4086045.

978: Fabbri P, Lotti T, Panconesi E. Su un caso di anetodermia di Pellizzari-Jadasshon. Studio clinico ed immunopatologico [A case of Pellizzari-Jadasshon anetoderma. Clinical and immunopathologic study]. *G Ital Dermatol Venereol*. 1985 Sep-Oct;120(5):333-7. Italian. PMID: 4077107.

979: Fabbri P, Lotti T, Panconesi E. Pathogenesis of pemphigus. The role of

epidermal plasminogen activators in acantholysis. *Int J Dermatol*. 1985 Sep;24(7):422-5. doi: 10.1111/j.1365-4362.1985.tb05808.x. PMID: 3902681.

980: Lotti T, Cerinic MM, Marmugi D, Fabbri P. Cutaneous fibrinolytic activity in scleroderma. *Clin Exp Rheumatol*. 1985 Jul-Sep;3(3):249-53. PMID: 4053443.

981: Albertazzi A, Bonadio M, Fusaroli M, Miano L, Lotti T, Salvia G, Sasdelli M, Villa G, Zucchelli P. Studio multicentrico comparativo tra aztreonam e gentamicina nel trattamento delle infezioni renali ed urinarie [Comparative multicenter study between aztreonam and gentamycin in the treatment of renal and urinary infections]. *G Ital Chemioter*. 1985 May-Aug;32(2):465-8. Italian. PMID: 3914436.

982: Pini Prato GP, Cortellini P, Agudio G, Clauser C, Luzi P, Lotti T. L'attività fibrinolitica della gengiva umana. Nota tecnica [Fibrinolytic activity of human gingiva. Technical note]. *Mondo Odontostomatol*. 1985 Mar-Apr;27(2):39-46. Italian. PMID: 3866937.

983: Lotti T, Fabbri P. Studio degli attivatori e degli inibitori della fibrinolisi nel lichen planus [Studies of activators and inhibitors of fibrinolysis in lichen planus]. *G Ital Dermatol Venereol*. 1984 Mar-Apr;119(2):97-103. Italian. PMID: 6539754.

984: Lotti T, Cappugi P, Lattari P, Panconesi E. Increased cutaneous fibrinolytic activity in a case of aquagenic pruritus. *Int J Dermatol*. 1984 Jan-Feb;23(1):61-2. doi: 10.1111/j.1365-4362.1984.tb05665.x. PMID: 6724770.

985: Mirone V, Prezioso D, Palombini S, Lotti T. Mucinous adenocarcinoma of the renal pelvis. *Eur Urol*. 1984;10(4):284-5. doi: 10.1159/000463809. PMID: 6090148.

986: Bianchini G, Lotti T, Fabbri P. Fibrin deposits and fibrinolytic activity in Schonlein-Henoch syndrome. *Int J Dermatol*. 1983 Mar;22(2):103-6. doi:

10.1111/j.1365-4362.1983.tb03323.x. PMID: 6840940.

987: Lotti T, Altieri A, Baccarani P, Bono A, Cristiano P, Di Donna D, Fabris P, Lelli A, Miano L, Mirone V, Nicolao M, Piazza B, Prosperi F, Rizzo F, Rizzo M, Rosi F, Salvia G, Tizzani A, Traversa GB, Usai E. La cefoxitina sodica in urologia. Studio clinico policentrico [Sodium cefoxitin in urology. Polycentric clinical study]. *Minerva Urol.* 1982 Oct-Dec;34(4):251-5. Italian. PMID: 7167143.

988: Campolmi P, Lombardi P, Lotti T, Sertoli A. Immediate and delayed sensitization to garlic. *Contact Dermatitis.* 1982 Sep;8(5):352-3. doi: 10.1111/j.1600-0536.1982.tb04256.x. PMID: 6216059.

989: Bracci U, Tacciuoli M, Lotti T. Rectal bladder. Indications, contraindications and advantages. *Eur Urol.* 1979;5(2):100-2. PMID: 421698.

990: Tacciuoli M, Lotti T, de Matteis A, Laurenti C. Development of the smooth muscle of the ureter and vesical trigone: histological investigation in human fetus. *Eur Urol.* 1975;1(6):282-6. PMID: 1233197.

991: Lotti T, Muzzonigro G. Risultati terapeutici conseguiti con il Dicloeta nei pazienti con infezioni delle vie urinarie [Therapeutic results obtained with Dicloeta in patients with urinary tract infections]. *Minerva Med.* 1973 Nov 17;64(82):4375-81. Italian. PMID: 4128867.

992: De Rosa F, Di Nardo V, Lotti T. Contributo allo studio della terapia di infezioni urinarie da germi gram-negativi con carbenicillina [Carbenicillin in the therapy of urinary infections by gram-negative bacteria]. *Clin Ter.* 1970 Nov 30;55(4):339-43. Italian. PMID: 5516890.

993: Messinetti S, Lotti T, Alcini E, Di Curzio B, Laurenti C, Basso A. Autotrapianto renale. (Indagini istoenzimologiche sugli effetti a distanza della temperatura nella conservazione del rene per 24 ore in ipotermia) [Renal

autotransplantation. (Histoenzymologic findings on the long-term effect of temperature on kidney preservation in hypothermia for 24 hours)]. Ann Ital Chir. 1970;45(6):1053-65. Italian. PMID: 4924657.

994: Bracci U, Lotti T. Infezioni dell'apparato urinario e gentamicina [Urinary tract infections and gentamicin]. G Ital Chemioter. 1969 Jan-Sep;16(1):83-9. Italian. PMID: 5404133.

995: Basso A, Lotti T, Laurenti C, D'Amore A. Twenty-four-hour renal preservation using perfusion cooling by autologous arterial blood. Br J Urol. 1968 Oct;40(5):522-33. doi: 10.1111/j.1464-410x.1968.tb11843.x. PMID: 4879057.

996: Bracci U, Lotti T. The use of chloramphenicol in urinary tract infections. Postgrad Med J. 1967 Mar;43:Suppl 43:27-8. PMID: 6039915.



UNIVERSITA' DEGLI STUDI DI PARMA

Area Dirigenziale Ricerca, Internazionalizzazione, Biblioteche e Musei
U.O. Ricerca Privata e Trasferimento Tecnologico

Parma, 10 GEN. 2019



Gent.ma Prof.ssa
Stefania Conti
Direttrice
Dipartimento di Medicina e Chirurgia
SEDE

Prot. n. 4625

Tit. III Cl. 14

Oggetto: **accordo quadro di collaborazione con l'Università degli Studi "Guglielmo Marconi" - Referente scientifico: Prof. Claudio Feliciani.**

In relazione alla richiesta assunta a protocollo UniPR n. 248855 in data 17 dicembre 2018, si comunica che con REP DRD n. 43 /2019 PROT. n. 4623 del 10 GEN. 2019 è stata approvata la stipula dell'accordo in oggetto.

Si restituiscono, pertanto, n. 2 originali dell'accordo debitamente sottoscritti e si invita la S.V. a provvedere al successivo inoltro all'Università degli Studi "Guglielmo Marconi" per la firma di competenza.

Si rimane in attesa di un esemplare dell'accordo sottoscritto dalle Parti da conservare agli atti dell'ufficio.

Cordiali saluti.

LA DIRIGENTE AREA RICERCA
INTERNAZIONALIZZAZIONE
BIBLIOTECHE E MUSEI
Ing. Barbara Pancioli

R.P.A. - Responsabile del Procedimento Amministrativo	Responsabile U.O. Ricerca Privata e Trasferimento Tecnologico	Dott. ssa Licia Gambarelli
---	---	----------------------------

ACCORDO QUADRO DI COLLABORAZIONE

Tra

l'UNIVERSITA' DEGLI STUDI DI PARMA (in seguito indicata, per brevità, "Università") con sede legale in Parma, Via Università, 12, rappresentata dal Rettore, Prof. Paolo Andrei, nato a Parma il 10 ottobre 1962

e

l'UNIVERSITÀ DEGLI STUDI "GUGLIELMO MARCONI" (in seguito indicata, per brevità, "Unimarconi") con sede in Via Plinio, 44 - 00193 Roma, rappresentata dal Rettore Prof.ssa Alessandra Briganti

PREMESSO

che l'Università degli Studi di Parma, sede primaria della ricerca, dell'alta formazione scientifica e tecnologica ha, quali finalità statutarie, tra le altre, la promozione, l'elaborazione e la diffusione del sapere scientifico, l'istruzione superiore, la formazione permanente, al servizio della società, in ambito territoriale, nazionale e internazionale;

che, per il conseguimento di tali finalità, l'Università promuove e utilizza forme di cooperazione e collaborazione con importanti Enti, Aziende, Fondazioni, Associazioni, ponendosi quale strumento di crescita e sviluppo del territorio;

che l'Università considera proprio obiettivo strategico la valorizzazione e la comunicazione del patrimonio della conoscenza universitaria, al fine di contribuire allo sviluppo sociale, culturale ed economico, specie con riguardo al contesto locale e territoriale;

che nell'ambito del Dipartimento di Medicina e Chirurgia dell'Università degli Studi di Parma si sono maturati interessi e competenze nell'ambito della ricerca dermatologica;

che Unimarconi, Università "aperta" (Open University), riconosciuta dal MIUR con D.M. 1 marzo 2004, promuove e utilizza forme di cooperazione con Istituzioni Pubbliche ed Enti privati per sviluppare al meglio la Ricerca Scientifica, l'istruzione superiore, la formazione e trasferirne i metodi e i contenuti;

che le parti, nel perseguimento dei loro fini istituzionali, intendono porre in essere una collaborazione avente a oggetto il mantenimento e lo sviluppo di forme di partnership per lo svolgimento di attività di ricerca, sviluppo tecnologico e innovazione e nell'ambito di attività di didattica e formazione, nonché per l'erogazione di servizi a supporto delle attività di ricerca, nell'ambito della dermatologia;

che nell'ambito dell'Area Bio-Medica di Unimarconi si sono maturati interessi e competenze nell'ambito della ricerca dermatologica;

Tutto ciò premesso, le parti convengono quanto segue

Art. 1 – Premesse

Le premesse costituiscono parte integrante e sostanziale del presente Accordo.

Art. 2 – Oggetto

Il presente Accordo quadro definisce le modalità di collaborazione tra le parti finalizzate allo sviluppo tecnologico e all'innovazione nell'ambito delle attività di didattica, formazione, e ricerca in dermatologia.

Art. 3 - Impegni delle parti

Le parti si impegnano reciprocamente a porre in essere ogni attività destinata a garantire il fine di cui al precedente articolo e a consultarsi, nel rispetto delle rispettive competenze, per assicurare un costante miglioramento delle attività oggetto della collaborazione.

A tal fine le parti, in particolare, si impegnano a:

1. promuovere lo scambio di docenti e studenti;
2. partecipare a progetti comuni di ricerca;
3. scambiare informazioni e tecnologie per il proseguimento degli obiettivi sopra indicati.

Tali attività saranno regolate da ulteriori specifiche intese che definiranno i rapporti tra le parti.

Art. 4 – Impegni di reciprocità

Ai fini del conseguimento degli obiettivi dell'Accordo e per le attività strettamente correlate al medesimo, l'Università e la Unimarconi si impegnano a consentire alle persone che svolgono le predette attività l'accesso alle rispettive strutture, l'uso di attrezzature che si rendessero necessarie per l'espletamento dell'attività didattica e di ricerca, l'accesso a biblioteche e servizi bibliotecari, nonché quant'altro fosse ritenuto utile per il raggiungimento dei fini previsti dall'Art. 2

Art. 5 - Referenti

Per l'Università di Parma il referente scientifico per le attività previste dalla presente Convenzione è il Prof. Claudio Feliciani. Per Unimarconi il referente scientifico è il Prof. Torello Lotti.

Art. 6 – Tutela della salute e della sicurezza nei luoghi di lavoro

Le parti individuano i soggetti cui competono gli obblighi previsti dal D. Lgs. 81/2008 e s.m.i., al fine di tutelare la salute e la sicurezza del personale impiegato esposto a rischi in ragione delle attività di collaborazione svolte.

Il personale di ciascuna parte, impegnato nello svolgimento delle attività di collaborazione presso la sede dell'altra, è tenuto all'osservanza delle disposizioni in materia di prevenzione, sicurezza e tutela della salute dei lavoratori impartite dall'ospitante.

Art. 7 – Durata

Il presente Accordo avrà la durata di 4 anni a far tempo dalla data di sottoscrizione.

Qualsiasi modificazione al presente Accordo dovrà essere concordata tra le parti e verrà effettuata mediante atto aggiuntivo, che entrerà in vigore tra le medesime solo dopo la relativa sottoscrizione da parte di entrambe.

Art. 8 – Recesso

Ciascuna parte potrà recedere dal presente Accordo con un preavviso di almeno tre mesi da comunicare all'altra parte mediante posta elettronica certificata.

Art. 9 – Trattamento dei dati personali

Le parti si impegnano a trattare i dati personali unicamente per le finalità connesse alle attività oggetto del presente Accordo nei limiti e per gli effetti del D. Lgs. 196/2003 "Codice in materia di protezione dei dati personali" e del GDPR 2016/679 – Regolamento Europeo sulla Protezione Dati, entrato in vigore dal 25/05/2018, nonché della legge e dei regolamenti attuativi eventualmente adottati rispettivamente dalle parti.

Art. 10 – Controversie

Nel caso in cui non si raggiunga una definizione bonaria di qualsiasi controversia che dovesse insorgere tra le parti in relazione all'interpretazione, esecuzione o risoluzione del presente Accordo, le parti concordemente riconoscono la competenza del Foro di Parma.

Art. 11 - Registrazione

Il presente atto è soggetto a registrazione in caso d'uso ai sensi degli articoli 5, 6 e 39 del D.P.R. n. 131 del 26 aprile 1986. Le spese per l'eventuale registrazione sono a carico della Parte richiedente.

Il presente accordo, redatto in n. 2 originali di 4 pagine, è soggetto ad imposta di bollo assolta in modo virtuale dall'Università di Parma – Autorizzazione della Direzione Regionale delle Entrate per l'Emilia Romagna – Sezione Staccata di Parma – Prot. n. 10241/97 del 22/08/1997. Unipr chiederà ad Unimarconi il pagamento di metà del costo del relativo bollo.

PARMA, 10 GEN. 2019

Per l'Università degli Studi di Parma

Il Rettore

Prof. Paolo Andrei

IL PRORETTORE VICARIO
Paolo Mattelli



Per l'Università degli Studi Guglielmo Marconi

Il Rettore

Prof.ssa Alessandra Briganti

Alessandra Briganti

9
4. c

Federal State Autonomous Educational Institution of
Higher Education
I.M. SECHENOV FIRST MOSCOW STATE MEDICAL
UNIVERSITY
of Ministry of Health of the Russian Federation
(Sechenov University)

Федеральное государственное автономное
образовательное учреждение высшего образования
ПЕРВЫЙ МОСКОВСКИЙ ГОСУДАРСТВЕННЫЙ
МЕДИЦИНСКИЙ УНИВЕРСИТЕТ
имени И.М. СЕЧЕНОВА
Министерство здравоохранения Российской Федерации
(Сеченовский Университет)

ADDITIONAL EMPLOYMENT AGREEMENT to the
EMPLOYMENT AGREEMENT № У-209 with the
University employee

ДОПОЛНИТЕЛЬНОЕ СОГЛАШЕНИЕ К
ТРУДОВОМУ ДОГОВОРУ № У-209
с работником Университета

Moscow

30.12.2020

г. Москва

30.12.2020

Federal State Autonomous Educational Institution of Higher Education I.M. Sechenov First Moscow State Medical University of the Ministry of Health of the Russian Federation (Sechenov University) hereinafter referred to as "The University", represented by its First Vice-Rector Andrey A. Svistunov, acting under Charter and Authority letter, on the one hand, and Ms. **Torello Lotti** (Full name), hereinafter referred to as "Employee" on the other hand, concluded the present additional agreement to fixed-term employment agreement dated 27.04.2020 on the conditions as follows:

Федеральное государственное автономное образовательное учреждение высшего образования Первый Московский государственный медицинский университет имени И.М. Сеченова Министерства здравоохранения Российской Федерации (Сеченовский Университет), именуемое в дальнейшем «Университет», в лице Первого проректора Свистунова Андрея Алексеевича действующего на основании Устава Университета и доверенности с одной стороны, и гр **Лотти Торелло** (Ф.И.О.), именуемый в дальнейшем «Работник», с другой стороны, вместе именуемые Стороны, заключили настоящее дополнительное соглашение к трудовому договору от 27.04.2020 о нижеследующем:

1. The Parties came to consensus to introduce changes in the fixed-term employment agreement between the University and the employee dated 27.04.2020 from 01.01.2021:

1. Стороны пришли к соглашению внести изменение в трудовой договор, заключенный между Университетом и Работником от 27.04.2020 с 01.01.2021 г.:

Point 1.3 is amended to read as follows:
The present agreement dated 27.04.2020 № У-209, is concluded till **June 30, 2021**

Пункт 1.3 читать в следующей редакции:
Считать настоящий трудовой договор от 27.04.2020 № У-209 заключенным на срок по **30 июня 2021 г.**

Point 2.2 is amended to read as follows:
The Employee is obliged to report within one year of work the results of his/her research work in the form of publication of papers in peer-reviewed academic journals indexed by the Web of Science and / or Scopus systems, namely not less than **three papers** in **Q1-Q2** journals with the University affiliation indicating himself/herself as the employee of Sechenov University.

Пункт 2.2 читать в следующей редакции:
Работник обязан за один год работы предоставить результаты научной работы в виде публикации статей в рецензируемых научных изданиях, индексируемых системами Web of Science и/или Scopus не менее **трех** статей в журналах **Q1-Q2** с аффилиацией Университета, указывая себя как сотрудника Сеченовского Университета.

Payments for articles published over the publication limit established in the employment contract are made on the basis of and in accordance with the

Выплаты за статьи опубликованные сверх установленных в трудовом договоре производятся на основании и в соответствии с Положением об

Federal State Autonomous Educational Institution of
Higher Education
I.M. SECHENOV FIRST MOSCOW STATE MEDICAL
UNIVERSITY
of Ministry of Health of the Russian Federation
(Sechenov University)

Федеральное государственное автономное
образовательное учреждение высшего образования
ПЕРВЫЙ МОСКОВСКИЙ ГОСУДАРСТВЕННЫЙ
МЕДИЦИНСКИЙ УНИВЕРСИТЕТ
имени И.М. СЕЧЕНОВА
Министерство здравоохранения Российской Федерации
(Сеченовский Университет)

ADDITIONAL EMPLOYMENT AGREEMENT to the
EMPLOYMENT AGREEMENT № У-209 with the
University employee

ДОПОЛНИТЕЛЬНОЕ СОГЛАШЕНИЕ К
ТРУДОВОМУ ДОГОВОРУ №У-209
с работником Университета

Moscow

03.12.2020

г. Москва

03.12.2020

Federal State Autonomous Educational Institution of Higher Education I.M. Sechenov First Moscow State Medical University of the Ministry of Health of the Russian Federation (Sechenov University) hereinafter referred to as "The University", represented by its First Vice-Rector Andrey A. Svistunov, acting under Charter and Authority letter, on the one hand, and Ms. Torello Lotti (Full name), hereinafter referred to as "Employee" on the other hand, concluded the present additional agreement to fixed-term employment agreement dated 27.04.2020 on the conditions as follows:

Федеральное государственное автономное образовательное учреждение высшего образования Первый Московский государственный медицинский университет имени И.М. Сеченова Министерства здравоохранения Российской Федерации (Сеченовский Университет), именуемое в дальнейшем «Университет», в лице Первого проректора Свиштунова Андрея Алексеевича, действующего на основании Устава Университета и доверенности с одной стороны, и П. Лотти Торелло (Ф.И.О.), именуемый в дальнейшем «Работник», с другой стороны, вместе именуемые Стороны заключили настоящее дополнительное соглашение к трудовому договору от 27.04.2020 о нижеследующем:

1. The Parties came to consensus to introduce changes in the fixed-term employment agreement between the University and the employee dated 27.04.2020:

1. Стороны пришли к соглашению внести изменение трудовой договор, заключенный между Университетом и Работником от 27.04.2020:

Point 1.3 is amended to read as follows:

The present agreement dated 27.04.2020 № У-209, is concluded till June 30, 2021

Пункт 1.3 читать в следующей редакции:

Считать настоящий трудовой договор от 27.04.2020 № У-20 заключенным на срок по 30 июня 2021 г.

2. All the other points of the employment agreement dated 27.04.2020 remain unchanged.

2. Все остальные пункты трудового договора от 27.04.2020 остаются без изменений.

3. The additional employment agreement is made in two copies, one for each party and it is an integral part of the employment agreement dated 27.04.2020 concluded between the parties and shall enter into force from December 31, 2020.

3. Настоящее дополнительное соглашение составлено в двух экземплярах, по одному для каждой стороны и является неотъемлемой частью трудового договора от 27.04.2020 г., заключенного между сторонами и вступает силу с 31 декабря 2020 г.

A copy of Employment agreement is provided to the employee
(signature)

Экз. дополнительного соглашения на руки получен

Signatures of the Parties
Employee

Подписи Сторон
Университет / University

(Full name)

Passport YB6460185

Issued by 23.11.2019

On 22.11.2029

Address: Trubetskaya str., 8, b. 2 Moscow, Russia, 119992

TIN 7704047505

OGRN 1027739291580


First Vice-Rector of FSAEI of HE I.M. Sechenov First Moscow State Medical University under the Ministry of Health of the Russian Federation (Sechenov University)

Professor Andrey A. Svistunov

(signature)

(signature)

IL DIRETTORE
Prof. Torello Lotti



For academic staff members

Для профессорско-преподавательского состава

EMPLOYMENT AGREEMENT

ТРУДОВОЙ ДОГОВОР

Moscow

г. Москва

«___» _____

«___» _____ г.

The Federal State Autonomous Educational Institution of Higher Education I.M. Sechenov First Moscow State Medical University of the Ministry of Health of the Russian Federation (Sechenov University), hereinafter referred to as "The University", represented by its First vice-rector **Andrey Alekseevich Svistunov**, acting under the Charter and Authority letter, on the one hand, and **Torello Lotti**, hereinafter referred to as "the Employee" on the other hand, concluded the present agreement on the conditions as follows:

Федеральное государственное автономное образовательное учреждение высшего образования Первый Московский государственный медицинский университет имени И.М. Сеченова Министерства здравоохранения Российской Федерации (Сеченовский Университет), именуемое в дальнейшем «Университет», в лице первого проректора Свистунова Андрея Алексеевича, действующего на основании Устава и доверенности, с одной стороны, и **Торелло Лотти**, именуемый в дальнейшем «Работник», с другой стороны, вместе именуемые Стороны, заключили настоящий Трудовой договор о нижеследующем:

1. General Provisions.

1. Общие положения.

1.1. The University provides the Employee with a job, in accordance with a staff schedule of the University: **Professor of the Department of Skin and Communicable Diseases , Institute of Clinical Medicine N.V. Sklifosovsky** in amount of **1** labour rate to pay salary on time and in full amount, the Employee is obligated to do work defined by this agreement. The employee duties are the following: organization of training activities aimed at mastering academic disciplines of professional education programs, development of program and methodological support of academic disciplines, conduction of lectures and practical classes to students, the implementation of scientific, scientific and technological activities on the discipline.

1.1. Университет обязуется предоставить Работнику работу по должности в соответствии со штатным расписанием Университета: **профессор**, в подразделении Университета: **кафедра кожных и венерических болезней, Институт клинической медицины им. Н. В. Склифосовского** в объеме **1** ставки, своевременно и в полном размере выплачивать Работнику заработную плату, а Работник обязуется лично выполнять определенную этим соглашением работу.

1.2. The work under the present employment agreement is **full-time outside** for the Employee. The work under this agreement is a **distance** work for the employee that means the Employee performs to do work outside the University, using information and telecommunication networks of general use, including the Internet network for the communication between the University and the Employee.

Вид поручаемой Работнику работы: организация учебной деятельности обучающихся по освоению учебных дисциплин по программам профессионального обучения, разработка программно-методического обеспечения учебных дисциплин, чтение лекций и проведение практических занятий с обучающимися, осуществление научной, научно-технической деятельности по дисциплине.

1.2. Работа по настоящему Трудовому договору является для Работника **основной**. Работа по настоящему договору является для работника **дистанционной** работой, то есть, Работник выполняет трудовую функцию вне места нахождения Университета, по месту нахождения работника, с использованием информационно-телекоммуникационных сетей общего пользования, в том числе сети "Интернет" для осуществления взаимодействия между Университетом и работником.

1.3. The Employee is for a specified period from «___» _____ to «___» _____.

1.3. Работник принимается на определенный срок с «___» _____ по «___» _____.

The Employee assumes her/his labour obligations from «___» _____.

Работник приступает к исполнению трудовых обязанностей с «___» _____.

In the case of meeting her/his obligations according to this agreement, the agreement may be extended for a period of time by mutual consent between the parties.

В случае выполнения сторонами своих обязательств по настоящему договору договор может быть продлен на срок по соглашению между сторонами.

1.4. As agreed by both Parties, the Employer shall not issue an employment record book for the Employee and record any data into the employment record book of the Employee (clause 6, article 312.2 of the Labour Code of the Russian Federation).

1.4. По соглашению сторон Работодатель не оформляет трудовую книжку Работнику и сведения о работе не вносятся в трудовую книжку Работника (статья 312.2 пункт 6 Трудового кодекса РФ).



19 FEB. 2020
Torello Lotti

2. The Employee is obligated:

- 2.1. Carry out their activity on a high professional level, to ensure the full implementation of the academic disciplines in accordance with educational standards.
- 2.2. The Employee is obliged to submit in one year of work the results of his scientific work in the form of publication of papers in peer-reviewed scientific publications indexed by the Web of Science and / or Scopus systems for at least **three papers** in journals Q1 with the University affiliation indicating herself/himself as an employee of Sechenov University.
- 2.3. Comply with the University Charter, the University's internal regulations and instructions of immediate supervisor.
- 2.4. Conclude a contract on private medical insurance with a Russian insurance organization in order to obtain medical services for the period of his/her employment.

3. The Employee is entitled:

- 3.1. Choose methods and research training facilities which correspond with his/her safety precautions and special needs of the students and guarantee high quality of education and research processes that meet requirements for the quality of training.
- 3.2. Determine the content of courses in accordance with the educational standards of professional education.
- 3.3. Use the equipment, laboratories of the University.

4. The University is obligated:

- 4.1. Familiarize the Employee with the Charter, the Internal Regulations and job duties when applying for a job prior to employment.
- 4.2. Provide with the invitation to apply for a single and multiple-entry work visas.
- 4.3. Provide with campus accommodation at a special offer during the stay of the Employee at the University.

5. Working hours.

- 5.1. The duration of the working time of the Employee is **36 hours per week**.
- 5.2. The working hours and breaks of the Employee is determined by himself/herself taking into account a distant job, University's open hours and schedule.
- 5.3. The employee is entitled to an annual paid leave of **56 calendar days**.

6. Compensation and benefits.

- 6.1. A fixed amount of money paid to the Employee is **RUB 214286 per month before taxes. The payroll tax rate is 30%.**

2. Работник обязуется:

- 2.1. Осуществлять свою деятельность на высоком профессиональном уровне, обеспечивать в полном объеме реализацию преподаваемых учебных дисциплин в соответствии с образовательными стандартами.
- 2.2. Работник обязан за один год работы предоставить результаты научной работы в виде публикации статей в рецензируемых научных изданиях, индексируемых системами Web of Science и/или Scopus не менее **трех** статей в журналах Q1 с аффилиацией Университета, указывая себя как сотрудника Сеченовского Университета.
- 2.3. Соблюдать требования Устава, Правил внутреннего распорядка Университета, выполнять указания непосредственного руководителя.
- 2.4. Заключить договор по добровольному медицинскому страхованию с российской страховой организацией на период трудовых отношений для получения медицинских услуг.

3. Работник имеет право:

- 3.1. Выбирать методы и средства обучения, проведения научных исследований, отвечающие мерам безопасности, наиболее полно соответствующие индивидуальным особенностям обучающихся, обеспечивающие высокое качество учебного и научного процессов, достижение требований, предъявляемых к качеству подготовки обучающихся;
- 3.2. Определять содержание учебных курсов в соответствии с образовательными стандартами профессионального образования;
- 3.3. Пользоваться оборудованием, лабораториями Университета.

4. Университет обязуется:

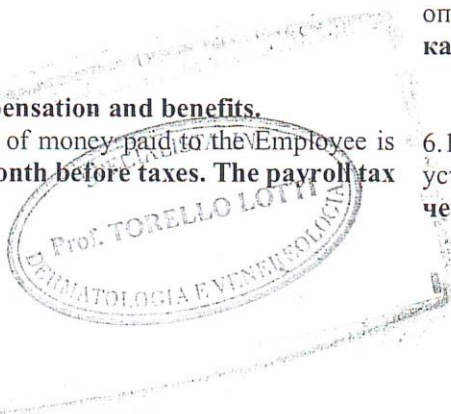
- 4.1. При приеме на работу ознакомить Работника с Уставом, Правилами внутреннего распорядка, должностными обязанностями.
- 4.2. Обеспечить оформление приглашения для получения однократной, а затем многократной рабочей визы.
- 4.3. Во время пребывания Работника в Университете предоставить место для проживания в университетском кампусе с льготной оплатой за проживание.

5. Рабочее время и время отдыха.

- 5.1. Продолжительность рабочего времени Работника составляет **36 часов** в неделю.
- 5.2. Режим рабочего времени и времени отдыха Работника устанавливается им по своему усмотрению с учетом режима работы Университета и расписания занятий.
- 5.3. Работнику предоставляется ежегодный основной оплачиваемый отпуск продолжительностью **56 календарных дней**.

6. Оплата труда Работника.

- 6.1. За выполнение трудовых обязанностей, Работнику устанавливается заработная плата в размере **214286 (двести четырнадцать тысяч двести восемьдесят шесть) рублей**



Torello

19 FEB. 2020

6.2. Salary is made by money transferring (in rubles) to the bank card of the Employee.

6.3. The University is obligated to pay the Employee the costs of the tickets but no more than 4 times a year, (including insurance fee for compulsory personal insurance for the passengers, payment for travel documents) in the amount of actual expenses confirmed by provided travel documents, but not higher than the cost of travel by air in an economy class cabin.

7. Termination of employment agreement.

7.1. This Employment agreement shall be terminated upon expiration, and the Employee shall be notified in the written form not less than three days.

7.2. This Employment agreement may be terminated before expiry:

- unilaterally by the Employee.
- unilaterally by the University, if the Employee fail to meet responsibilities set in this agreement.

University Address: Trubetskaya str., 8, b. 2, 119992, Moscow

Russia TIN 7704047505

OGRN 1027739291580

First Vice Rector of FSAEI HE I.M. Sechenov First Moscow State Medical University of the Ministry of Health of the Russian Federation (Sechenov University),

Professor A.A. Svistunov

в месяц до вычета налогов. Ставка налога на заработную плату составляет 30%.

6.2. Выплата заработной платы Работнику производится путем перечисления денежных средств на банковскую карту работника.

6.3. Университет обязуется оплатить Работнику стоимость проезда от места жительства Работника до места нахождения Университета не более 4-х раз в год (включая страховой взнос на обязательное личное страхование пассажира на транспорте, оплату услуг по оформлению проездных документов) – в размере фактических расходов, подтвержденных проездными документами, но не выше стоимости проезда воздушным транспортом в салоне экономического класса.

7. Прекращение трудового договора.

7.1. Настоящий Договор расторгается с истечением срока его действия.

7.2. Настоящий Трудовой договор может быть расторгнут досрочно:

- в одностороннем порядке по инициативе Работника.
- в одностороннем порядке по инициативе Университета, в случае невыполнения преподавателем обязательств, предусмотренных настоящим договором.

Адрес университета: ул. Трубецкая, д.8, стр. 2, 119992, Москва, Россия

ИНН 7704047505

OGRN 1027739291580

Первый проректор ФГАОУ ВО Первый Московский государственный медицинский университет имени И. М. Сеченова Министерства здравоохранения Российской Федерации (Сеченовский Университет),

Профессор А. А. Свистунов

(подпись)

ШТАМП

“ ”

IL DIRETTORE

Prof. Torello Lotti

Signatures of the Parties

Employee

Full name:

Address:

Passport:

Issued by

on

(signature)

Подписи Сторон

19 FEB. 2020

TORRELLA LOTTI

UNA E VENERELOGIA